



Prospectus

April 30, 2024

U.S. Global ETFs

Exchange-Traded Funds (“ETFs”)

U.S. Global Jets ETF (NYSE Arca Ticker: JETS)

U.S. Global GO GOLD and Precious Metal Miners ETF (NYSE Arca Ticker: GOAU)

U.S. Global Sea to Sky Cargo ETF (NYSE Arca Ticker: SEA)

The U.S. Securities and Exchange Commission (“SEC”) has not approved or disapproved of these securities or passed upon the accuracy or adequacy of this Prospectus. Any representation to the contrary is a criminal offense.

U.S. Global Jets ETF
U.S. Global GO GOLD and Precious Metal Miners ETF
U.S. Global Sea to Sky Cargo ETF

TABLE OF CONTENTS

U.S. Global Jets ETF - Fund Summary	1
U.S. Global GO GOLD and Precious Metal Miners ETF - Fund Summary	7
U.S. Global Sea to Sky Cargo ETF - Fund Summary	14
Additional Information About the Funds	22
Investment Objectives	22
U.S. Global Jets Index	22
U.S. Global Go Gold and Precious Metal Miners Index	22
U.S. Global Sea to Sky Cargo Index	22
Manager of Managers Structure	23
Principal Investment Risks	23
Portfolio Holdings Information	32
Management	33
Investment Adviser	33
Portfolio Managers	33
How to Buy and Sell Shares	33
Book Entry	34
Frequent Purchases and Redemptions of Shares	34
Determination of Net Asset Value	34
Fair Value Pricing	34
Investments by Registered Investment Companies	35
Delivery of Shareholder Documents – Householding	35
Dividends, Distributions and Taxes	35
Dividends and Distributions	35
Taxes	35
Taxes on Distributions	35
Taxes When Shares are Sold on the Exchange	36
Taxes on Purchases and Redemptions of Creation Units	36
Foreign Investments by the Funds	37
Distribution	37
Premium/Discount Information	37
Additional Notices	37
Financial Highlights	39

U.S. GLOBAL JETS ETF - FUND SUMMARY

Investment Objective

The U.S. Global Jets ETF (the “Fund”) seeks to track the performance, before fees and expenses, of the U.S. Global Jets Index (the “Index”).

Fees and Expenses of the Fund

The following table describes the fees and expenses you may pay if you buy, hold, and sell shares of the Fund (“Shares”). **You may pay other fees, such as brokerage commissions and other fees to financial intermediaries, which are not reflected in the table and Example below.**

Annual Fund Operating Expenses <i>(expenses that you pay each year as a percentage of the value of your investment)</i>	
Management Fees	0.60%
Distribution and/or Service (12b-1) Fees	None
Other Expenses	0.00%
Total Annual Fund Operating Expenses	0.60%

Expense Example

This Example is intended to help you compare the cost of investing in the Fund with the cost of investing in other funds. The Example assumes that you invest \$10,000 in the Fund for the time periods indicated and then continue to hold or redeem all of your Shares at the end of those periods. The Example also assumes that your investment has a 5% return each year and that the Fund’s operating expenses remain the same. Although your actual costs may be higher or lower, based on these assumptions your costs would be:

1 Year	3 Years	5 Years	10 Years
\$61	\$192	\$335	\$750

Portfolio Turnover

The Fund pays transaction costs, such as commissions, when it buys and sells securities (or “turns over” its portfolio). A higher portfolio turnover rate may indicate higher transaction costs and may result in higher taxes when Shares are held in a taxable account. These costs, which are not reflected in annual fund operating expenses or in the Example, affect the Fund’s performance. For the fiscal year ended December 31, 2023, the Fund’s portfolio turnover rate was 44% of the average value of its portfolio.

Principal Investment Strategy

The Fund uses a “passive management” (or indexing) approach to track the performance, before fees and expenses, of the Index. The Index is composed of the exchange-listed common stock (or depositary receipts) of U.S. and international passenger airlines, aircraft manufacturers, airports, terminal services companies, and airline-related internet media and services companies (e.g., websites for purchasing airline tickets), each as determined by independent industry listings (collectively, “Airline Companies”). The Index may include small-, mid-, and large-capitalization companies.

U.S. Global Jets Index

The Index tracks the performance of Airline Companies across the globe with an emphasis on domestic passenger airlines. The universe of Airline Companies is screened for investibility (e.g., must be listed on a securities exchange), a minimum market capitalization of \$100 million, and liquidity (minimum average daily value traded). U.S. Global Investors, Inc., the Fund’s investment adviser (the “Adviser”), generally expects the Index to include 50 Airline Companies. The Index is rebalanced and reconstituted quarterly in March, June, September, and December.

At the time of each reconstitution of the Index, each of the four largest U.S. passenger airline companies, as measured primarily by their market capitalization and average dollar value traded and, to a lesser extent, their passenger load factor, receives a 10 percent weighting allocation of the Index. Each of the next eight largest U.S. or Canadian passenger airline companies receives a 3 percent weighting allocation of the Index.

The remaining Airline Companies meeting the Index criteria are then scored based on multiple fundamental factors. Their score is primarily driven by their cash flow return on invested capital (CFROIC) and average dollar value traded with additional inputs based on sales per share growth, gross margins, and sales yield. Each of the eight U.S. or Canadian companies with the highest composite scores receives a 2 percent weighting allocation of the Index, each of the 10 non-U.S. companies with the next highest composite

scores receives a 1 percent weighting allocation of the Index, and each of the 20 non-U.S. companies with the next highest composite scores receives a 0.5 percent weighting allocation of the Index.

The Index was developed by U.S. Global Indices, LLC (the “Index Provider”), a wholly-owned subsidiary of the Adviser, in 2015 in anticipation of the commencement of operations of the Fund and is constructed using an objective, rules-based methodology.

The Index calculation agent is Indxx, LLC, which is not affiliated with the Fund, the Adviser, the Index Provider, or the Fund’s distributor. The Index calculation agent provides information to the Fund about the constituents of the Index and does not provide investment advice with respect to the desirability of investing in, purchasing or selling securities.

The Fund’s Investment Strategy

The Fund attempts to invest all, or substantially all, of its assets in the component securities that make up the Index. Under normal circumstances, at least 80 percent of the Fund’s total assets (exclusive of any collateral held from securities lending) will be invested in the component securities of the Index and investments that have economic characteristics that are substantially identical to the economic characteristics of such component securities (e.g., depositary receipts).

The Fund will generally use a “replication” strategy to achieve its investment objective, meaning it generally will invest in all of the component securities of the Index in approximately the same proportion as in the Index. However, the Fund may use a “representative sampling” strategy, meaning it may invest in a sample of the securities in the Index whose risk, return and other characteristics closely resemble the risk, return and other characteristics of the Index as a whole, when the Adviser believes it is in the best interests of the Fund (e.g., when replicating the Index involves practical difficulties or substantial costs, an Index constituent becomes temporarily illiquid, unavailable or less liquid, or as a result of legal restrictions or limitations that apply to the Fund but not to the Index).

The Fund generally may invest in securities or other investments not included in the Index, but which the Adviser believes will help the Fund track the Index. For example, the Fund may invest in securities that are not components of the Index to reflect various corporate actions and other changes to the Index (such as reconstitutions, additions, and deletions).

To the extent the Index concentrates (i.e., holds more than 25 percent of its total assets) in the securities of a particular industry or group of related industries, the Fund will concentrate its investments to approximately the same extent as the Index. The Adviser expects that the Index, and consequently the Fund, will generally be concentrated in the securities of passenger airline companies.

Principal Investment Risks

The principal risks of investing in the Fund are summarized below. The principal risks are presented in alphabetical order to facilitate finding particular risks and comparing them with other funds. Each risk summarized below is considered a “principal risk” of investing in the Fund, regardless of the order in which it appears. As with any investment, there is a risk that you could lose all or a portion of your investment in the Fund. Some or all of these risks may adversely affect the Fund’s net asset value per share (“NAV”), trading price, yield, total return and/or ability to meet its objectives. For more information about the risks of investing in the Fund, see the section in the Fund’s Prospectus titled “Additional Information About the Funds.”

- **Airline Companies Risk.** Airline Companies may be adversely affected by a downturn in economic conditions that can result in decreased demand for air travel. Airline Companies may also be significantly affected by changes in fuel prices, which may be very volatile, the imposition of tariffs, and/or changes in labor relations and insurance costs. Airline Companies may also be highly dependent on aircraft or related equipment from a small number of suppliers, and consequently, issues affecting the availability, reliability, safety, or longevity of such aircraft or equipment (e.g., the inability of a supplier to meet aircraft demand or the grounding of an aircraft due to safety concerns) may have a significant effect on the operations and profitability of Airline Companies.

Airline Companies operating airline-related internet media and services (e.g., websites for purchasing airline tickets) face intense competition, which may have an adverse effect on profit margins. Such companies may have limited product lines, markets, financial resources, or personnel, and their products may face obsolescence due to rapid technological developments and frequent new product introduction. Such companies may face unpredictable changes in growth rates, competition for the services of qualified personnel, and competition from foreign competitors with lower production costs. Companies operating websites and other media may be heavily dependent on patent and intellectual property rights, the loss or impairment of which may adversely affect the profitability of these companies.

- **Concentration Risk.** The Index, and consequently the Fund, is expected to concentrate its investments (i.e., hold more than 25% of its total assets) in the securities of passenger airline companies. As a result, the value of the Fund’s shares may rise and fall more than the value of shares of a fund that invests in securities of companies in a broader range of industries. In addition, at times, the airline industry may be out of favor and underperform other industries or groups of industries or the market as a whole.
- **Currency Exchange Rate Risk.** The Fund’s assets may include investments denominated in non-U.S. currencies or in securities that provide exposure to such currencies. Changes in currency exchange rates and the relative value of non-U.S. currencies will

affect the value of the Fund's investment and the value of your Shares. Currency exchange rates can be very volatile and can change quickly and unpredictably. As a result, the value of an investment in the Fund may change quickly and without warning and you may lose money.

- **Depository Receipt Risk.** Depository Receipts involve risks similar to those associated with investments in foreign securities, such as changes in political or economic conditions of other countries and changes in the exchange rates of foreign currencies. Depository Receipts listed on U.S. exchanges are issued by banks or trust companies and entitle the holder to all dividends and capital gains that are paid out on the underlying foreign shares ("Underlying Shares"). When the Fund invests in Depository Receipts as a substitute for an investment directly in the Underlying Shares, the Fund is exposed to the risk that the Depository Receipts may not provide a return that corresponds precisely with that of the Underlying Shares.
- **Emerging Markets Risk.** The Fund may invest in companies organized in emerging market nations. Investments in securities and instruments traded in developing or emerging markets, or that provide exposure to such securities or markets, can involve additional risks relating to political, economic, or regulatory conditions not associated with investments in U.S. securities and instruments or investments in more developed international markets. Such conditions may impact the ability of the Fund to buy, sell or otherwise transfer securities, adversely affect the trading market and price for Shares and cause the Fund to decline in value. Less information may be available about companies in emerging markets than in developed markets because such emerging markets companies may not be subject to accounting, auditing and financial reporting standards or to other regulatory practices required by U.S. companies.
- **Equity Market Risk.** The equity securities held in the Fund's portfolio may experience sudden, unpredictable drops in value or long periods of decline in value. This may occur because of factors that affect securities markets generally or factors affecting specific issuers, industries, or sectors in which the Fund invests. Common stocks are generally exposed to greater risk than other types of securities, such as preferred stock and debt obligations, because common stockholders generally have inferior rights to receive payment from issuers. In addition, local, regional or global events such as war, including Russia's invasion of Ukraine, acts of terrorism, spread of infectious diseases or other public health issues (such as the global pandemic caused by the COVID-19 virus), recessions, rising inflation, or other events could have a significant negative impact on the Fund and its investments. Such events may affect certain geographic regions, countries, sectors and industries more significantly than others. Such events could adversely affect the prices and liquidity of the Fund's portfolio securities or other instruments and could result in disruptions in the trading markets.
- **ETF Risks.** The Fund is an ETF, and, as a result of an ETF's structure, it is exposed to the following risks:
 - *Authorized Participants, Market Makers, and Liquidity Providers Concentration Risk.* The Fund has a limited number of financial institutions that may act as Authorized Participants ("APs"). In addition, there may be a limited number of market makers and/or liquidity providers in the marketplace. To the extent either of the following events occur, Shares may trade at a material discount to NAV and possibly face delisting: (i) APs exit the business or otherwise become unable to process creation and/or redemption orders and no other APs step forward to perform these services, or (ii) market makers and/or liquidity providers exit the business or significantly reduce their business activities and no other entities step forward to perform their functions.
 - *Costs of Buying or Selling Shares.* Due to the costs of buying or selling Shares, including brokerage commissions imposed by brokers and bid-ask spreads, frequent trading of Shares may significantly reduce investment results and an investment in Shares may not be advisable for investors who anticipate regularly making small investments.
 - *Shares May Trade at Prices Other Than NAV.* As with all ETFs, Shares may be bought and sold in the secondary market at market prices. Although it is expected that the market price of Shares will approximate the Fund's NAV, there may be times when the market price of Shares is more than the NAV intra-day (premium) or less than the NAV intra-day (discount) due to supply and demand of Shares or during periods of market volatility. This risk is heightened in times of market volatility, periods of steep market declines, and periods when there is limited trading activity for Shares in the secondary market, in which case such premiums or discounts may be significant. Because securities held by the Fund may trade on foreign exchanges that are closed when the Fund's primary listing exchange is open, the Fund is likely to experience premiums and discounts greater than those of domestic ETFs.
 - *Trading.* Although Shares are listed for trading on the NYSE Arca, Inc. (the "Exchange") and may be traded on U.S. exchanges other than the Exchange, there can be no assurance that Shares will trade with any volume, or at all, on any stock exchange. In stressed market conditions, the liquidity of Shares may begin to mirror the liquidity of the Fund's underlying portfolio holdings, which can be significantly less liquid than Shares, and this could lead to differences between the market price of the Shares and the underlying value of those Shares.
- **Foreign Securities Risk.** Investments in non-U.S. securities involve certain risks that may not be present with investments in U.S. securities. For example, investments in non-U.S. securities may be subject to risk of loss due to foreign currency fluctuations or to

political or economic instability. There may be less information publicly available about a non-U.S. issuer than a U.S. issuer. Investments in non-U.S. securities also may be subject to withholding or other taxes and may be subject to additional trading, settlement, custodial, and operational risks. These and other factors can make investments in the Fund more volatile and potentially less liquid than other types of investments.

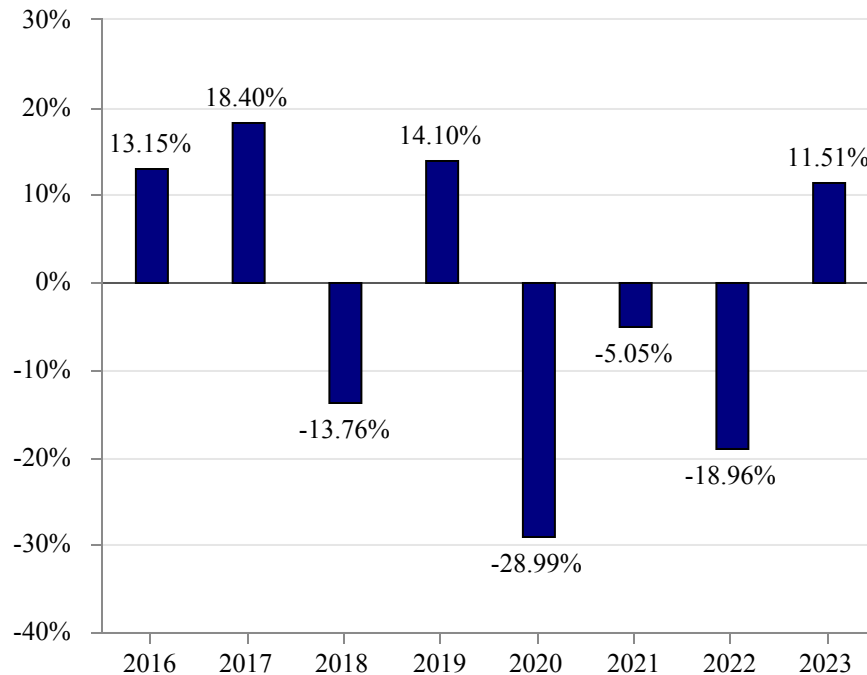
- **Geographic Investment Risk.** To the extent the Fund invests a significant portion of its assets in the securities of companies of a single country or region outside the United States or lists and trades its shares on a foreign exchange, it is more likely to be impacted by events or conditions affecting that country or region.
- **Index Provider Risk.** There is no assurance that the Index Provider, or any agents that act on its behalf, will compile the Index accurately, or that the Index will be determined, maintained, constructed, reconstituted, rebalanced, composed, calculated or disseminated accurately. The Adviser relies upon the Index Provider and its agents to compile, determine, maintain, construct, reconstitute, rebalance, compose, calculate (or arrange for an agent to calculate), and disseminate the Index accurately. Any losses or costs associated with errors made by the Index Provider or its agents generally will be borne by the Fund and its shareholders.
- **Large-Cap Companies Risk.** The Fund may invest in the securities of large-capitalization companies. The securities of large-capitalization companies may be relatively mature compared to smaller companies and therefore subject to slower growth during times of economic expansion. Large-capitalization companies may also be unable to respond quickly to new competitive challenges, such as changes in technology and consumer tastes.
- **Mid-Cap Companies Risk.** The Fund may invest in the securities of mid-capitalization companies. As a result, the Fund may be more volatile than funds that invest in larger, more established companies. The securities of mid-capitalization companies generally trade in lower volumes and are subject to greater and more unpredictable price changes than larger capitalization stocks or the stock market as a whole, but they may also be subject to slower growth than small-capitalization companies during times of economic expansion. Mid-capitalization companies may be particularly sensitive to changes in interest rates, government regulation, borrowing costs, and earnings.
- **Non-Diversification Risk.** The Fund is considered to be non-diversified, which means that it may invest more of its assets in the securities of a single issuer or a smaller number of issuers than if it were a diversified fund. As a result, the Fund may be more exposed to the risks associated with and developments affecting an individual issuer or a smaller number of issuers than a fund that invests more widely. This may increase the Fund's volatility and cause the performance of a relatively smaller number of issuers to have a greater impact on the Fund's performance. However, the Fund intends to satisfy the diversification requirements for qualifying as a RIC under Subchapter M of the Code.
- **Passive Investment Risk.** The Fund is not actively managed, and the Adviser would not sell shares of an equity security due to current or projected underperformance of a security, industry or sector, unless that security is removed from the Index or the selling of shares of that security is otherwise required upon a reconstitution of the Index in accordance with the Index methodology.
- **Securities Lending Risk.** The Fund may engage in securities lending. There are certain risks associated with securities lending, including the risk that the borrower may fail to return the securities on a timely basis or even the loss of rights in the collateral deposited by the borrower, if the borrower should fail financially. The Fund could also lose money in the event of a decline in the value of collateral provided for loaned securities or a decline in the value of any investments made with cash collateral. As a result, the Fund may lose money.
- **Tax Risk.** To qualify for the favorable tax treatment generally available to a RIC, the Fund must satisfy, among other requirements described in the SAI, certain diversification requirements. Given the concentration of the Index in a relatively small number of securities, it may not always be possible for the Fund to fully implement a replication strategy or a representative sampling strategy while satisfying these diversification requirements. The Fund's efforts to replicate or represent the Index may cause it inadvertently to fail to satisfy the diversification requirements. If the Fund were to fail to satisfy the diversification requirements, it could be eligible for relief provisions if the failure is due to reasonable cause and not willful neglect and if a penalty tax is paid with respect to each failure to satisfy the applicable requirements. Additionally, relief is provided for certain de minimis failures of the diversification requirements where the Fund corrects the failure within a specified period. If the Fund were to fail to qualify as a RIC for a tax year, and the relief provisions are not available, it would be taxed in the same manner as an ordinary corporation, and distributions to its shareholders would not be deductible by the Fund in computing its taxable income. In such case, its shareholders would be taxed as if they received ordinary dividends, although corporate shareholders could be eligible for the dividends received deduction (subject to certain limitations) and individuals may be able to benefit from the lower tax rates available to qualified dividend income. In addition, the Fund could be required to recognize unrealized gains, pay substantial taxes and interest, and make substantial distributions before requalifying as a RIC.
- **Tracking Error Risk.** As with all index funds, the performance of the Fund and the Index may differ from each other for a variety of reasons. For example, the Fund incurs operating expenses and portfolio transaction costs not incurred by the Index. In

addition, the Fund may not be fully invested in the securities of the Index at all times or may hold securities not included in the Index.

Performance

The following performance information indicates some of the risks of investing in the Fund. The bar chart shows the Fund's performance for calendar years ended December 31. The table illustrates how the Fund's average annual returns for the 1-year, 5-year, and since inception periods compare with those of a broad measure of market performance and the Index. The Fund's past performance, before and after taxes, does not necessarily indicate how it will perform in the future. Updated performance information is available on the Fund's website at www.usglobaletf.com.

Calendar Year Total Returns



During the period of time shown in the bar chart, the Fund's highest quarterly return was 32.31% for the quarter ended December 31, 2020, and the lowest quarterly return was -53.46% for the quarter ended March 31, 2020.

Average Annual Total Returns

For the Periods Ended December 31, 2023

	<u>1 Year</u>	<u>5 Years</u>	<u>Since Inception (4/28/2015)</u>
U.S. Global Jets ETF			
Return Before Taxes	11.51%	-7.01%	-2.54%
Return After Taxes on Distributions	11.51%	-7.12%	-2.69%
Return After Taxes on Distributions and Sale of Fund Shares	6.81%	-5.14%	-1.86%
U.S. Global Jets Index (reflects no deduction for fees, expenses, or taxes)	12.49%	-6.47%	-1.99%
S&P 500 Total Return Index (reflects no deduction for fees, expenses, or taxes)	26.29%	15.69%	11.89%

After-tax returns are calculated using the historical highest individual federal marginal income tax rates during the period covered by the table above and do not reflect the impact of state and local taxes. Actual after-tax returns depend on an investor's tax situation and may differ from those shown. After-tax returns shown are not relevant to investors who hold their Shares through tax-deferred arrangements such as an individual retirement account ("IRA") or other tax-advantaged accounts. In certain cases, the figure representing "Return After Taxes on Distributions and Sale of Shares" may be higher than the other return figures for the same period. A higher after-tax return results when a capital loss occurs upon redemption and provides an assumed tax deduction that benefits the investor.

Management

Investment Adviser

U.S. Global Investors, Inc. serves as investment adviser to the Fund.

Portfolio Managers

The Fund is managed by a team consisting of the following individuals: Frank E. Holmes, Chief Executive Officer and Director for the Adviser, has been a portfolio manager of the Fund since its inception in April 2015. Ralph P. Aldis, CFA, a Portfolio Manager for the Adviser, has been a portfolio manager of the Fund since its inception in April 2015.

Purchase and Sale of Shares

Shares are listed on the Exchange, and individual Shares may only be bought and sold in the secondary market through brokers at market prices, rather than NAV. Because Shares trade at market prices rather than NAV, Shares may trade at a price greater than NAV (premium) or less than NAV (discount).

The Fund issues and redeems Shares at NAV only in large blocks known as “Creation Units,” which only APs (typically, broker-dealers) may purchase or redeem. The Fund generally issues and redeems Creation Units in exchange for a portfolio of securities and/or a designated amount of U.S. cash.

Investors may incur costs attributable to the difference between the highest price a buyer is willing to pay to purchase Shares (bid) and the lowest price a seller is willing to accept for Shares (ask) when buying or selling Shares in the secondary market (the “bid-ask spread”). Recent information about the Fund, including its NAV, market price, premiums and discounts, and bid-ask spreads is available on the Fund’s website at www.usglobaletfs.com.

Tax Information

Fund distributions are generally taxable as ordinary income, qualified dividend income, or capital gains (or a combination), unless your investment is in an IRA or other tax-advantaged account. Distributions on investments made through tax-deferred arrangements may be taxed later upon withdrawal of assets from those accounts.

Financial Intermediary Compensation

If you purchase Shares through a broker-dealer or other financial intermediary (such as a bank) (an “Intermediary”), the Adviser or its affiliates may pay Intermediaries for certain activities related to the Fund, including participation in activities that are designed to make Intermediaries more knowledgeable about exchange traded products, including the Fund, or for other activities, such as marketing, educational training or other initiatives related to the sale or promotion of Shares. These payments may create a conflict of interest by influencing the Intermediary and your salesperson to recommend the Fund over another investment. Any such arrangements do not result in increased Fund expenses. Ask your salesperson or visit the Intermediary’s website for more information.

U.S. GLOBAL GO GOLD AND PRECIOUS METAL MINERS ETF - FUND SUMMARY

Investment Objective

The U.S. Global GO GOLD and Precious Metal Miners ETF (the “Fund”) seeks to track the performance, before fees and expenses, of the U.S. Global Go Gold and Precious Metal Miners Index (the “Index”).

Fees and Expenses of the Fund

The following table describes the fees and expenses you may pay if you buy, hold, and sell shares of the Fund (“Shares”). **You may pay other fees, such as brokerage commissions and other fees to financial intermediaries, which are not reflected in the table and Example below.**

Annual Fund Operating Expenses <i>(expenses that you pay each year as a percentage of the value of your investment)</i>	
Management Fees	0.60%
Distribution and/or Service (12b-1) Fees	None
Other Expenses	0.00%
Total Annual Fund Operating Expenses	0.60%

Expense Example

This Example is intended to help you compare the cost of investing in the Fund with the cost of investing in other funds. The Example assumes that you invest \$10,000 in the Fund for the time periods indicated and then continue to hold or redeem all of your Shares at the end of those periods. The Example also assumes that your investment has a 5% return each year and that the Fund’s operating expenses remain the same. Although your actual costs may be higher or lower, based on these assumptions your costs would be:

1 Year	3 Years	5 Years	10 Years
\$61	\$192	\$335	\$750

Portfolio Turnover

The Fund pays transaction costs, such as commissions, when it buys and sells securities (or “turns over” its portfolio). A higher portfolio turnover rate may indicate higher transaction costs and may result in higher taxes when Shares are held in a taxable account. These costs, which are not reflected in annual fund operating expenses or in the Example, affect the Fund’s performance. For the fiscal year ended December 31, 2023, the Fund’s portfolio turnover rate was 79% of the average value of its portfolio.

Principal Investment Strategy

The Fund uses a “passive management” (or indexing) approach to track the performance, before fees and expenses, of the Index. The Index is composed of the exchange-listed common stock (or American Depositary Receipts (“ADRs”)) of U.S. and international (including emerging markets) companies that earn at least 50 percent of their aggregate revenue from precious metals (“Precious Metals Companies”). Precious metals consist of gold, silver, platinum, and palladium. The Index may include small-, mid-, and large-capitalization companies.

U.S. Global Go Gold and Precious Metal Miners Index

The Index universe consists of the common stock or ADRs of Precious Metals Companies across the globe that earn at least 50 percent of their aggregate revenue from precious metals through active (*i.e.*, mining or production) or passive (*i.e.*, owning royalties or production streams) means. The universe of Precious Metals Companies is screened for investibility (*e.g.*, must be listed on a securities exchange) and liquidity (minimum average daily value traded). Precious Metals Companies that rely primarily on debt to finance their business are eliminated from the Index. To qualify for inclusion in the Index, Precious Metals Companies must have their common stock or a sponsored ADR listed on one of the following exchanges: Toronto Stock Exchange, TSX Venture, New York Stock Exchange (main market only), Nasdaq, London Stock Exchange (main market only), Hong Kong Stock Exchange, Johannesburg Stock Exchange, or Australian Securities Exchange. As described below, at the time of each rebalance of the Index, at least 30% of the Index will be allocated to Precious Metals Companies whose stock is listed on an exchange in the United States or Canada and that earn a majority of their revenue from gold and silver, and the top three such companies will each receive a 10% Index allocation.

The Index is composed of four “tiers” of Precious Metals Companies based on certain fundamental factors, their country of listing, and other criteria described in the table below. Each tier will first be populated with Precious Metals Companies having a gross margin of at least 25% and whose business description includes the terms “royalty” or “streaming” (“Priority Companies”) before other Precious

Metals Companies are eligible to be included in the Index. Each Precious Metals Company included in the Index universe receives a composite score based on multiple fundamental factors. Composite scores for Priority Companies are based on their revenue per employee, operating cash flow per employee, and gross margin, and scores for other companies are based primarily on their operating-cash-flow-to-enterprise-value ratio.

Tier 1 (30%)	The three highest-scoring Precious Metals Companies that (i) derive a majority of their revenue from silver or gold, (ii) have their common stock listed on an exchange in the United States or Canada, and (iii) have a market capitalization of at least \$1 billion are individually weighted at 10%.
Tier 2 (20%)	The next five highest-scoring Precious Metals Companies that (i)(a) have their common stock listed on an exchange in the United States or Canada or (b) have a U.S.-listed ADR and have their common stock listed on an exchange in Australia, South Africa, or the United Kingdom, and (ii) have a market capitalization of at least \$400 million are individually weighted at 4%.
Tier 3 (30%)	The next ten highest-scoring Precious Metals Companies that (i)(a) have their common stock listed on an exchange in the United States or Canada or (b) have a U.S.-listed ADR and have their common stock listed on an exchange in Australia, South Africa, or the United Kingdom, and (ii) have a market capitalization of at least \$300 million are individually weighted at 3%.
Tier 4 (20%)	The next ten highest-scoring Precious Metals Companies that (i) have their common stock listed on an exchange outside of the United States or Canada and (ii) have a market capitalization of at least \$200 million are individually weighted at 2%.

U.S. Global Investors, Inc., the Fund’s investment adviser (the “Adviser”), generally expects the Index to include approximately 28 Precious Metals Companies. The Index is rebalanced and reconstituted quarterly.

The Index was developed in 2017 by U.S. Global Indices, LLC (the “Index Provider”), a wholly-owned subsidiary of the Adviser, in anticipation of the commencement of operations of the Fund and is constructed using an objective, rules-based methodology.

The Index calculation agent is Indxx, LLC, which is not affiliated with the Fund, the Adviser, the Index Provider, or the Fund’s distributor. The Index calculation agent provides information to the Fund about the constituents of the Index and does not provide investment advice with respect to the desirability of investing in, purchasing, or selling securities.

The Fund’s Investment Strategy

Under normal circumstances, the Fund will invest at least 80% of its net assets (plus borrowings for investment purposes) in Precious Metals Companies and at least 20% of its net assets (plus borrowings for investment purposes) in Precious Metals Companies that primarily derive their revenue from gold. The specific precious metals from which the Precious Metals Companies owned by the Fund derive their revenue may change over time, although the Adviser generally expects that the Fund will be predominantly invested in Precious Metals Companies that primarily derive their revenue from gold.

The Fund will generally use a “replication” strategy to achieve its investment objective, meaning it generally will invest in all of the component securities of the Index in approximately the same proportion as in the Index. However, the Fund may use a “representative sampling” strategy, meaning it may invest in a sample of the securities in the Index whose risk, return and other characteristics closely resemble the risk, return and other characteristics of the Index as a whole, when the Adviser believes it is in the best interests of the Fund (*e.g.*, when replicating the Index involves practical difficulties or substantial costs, an Index constituent becomes temporarily illiquid, unavailable or less liquid, or as a result of legal restrictions or limitations that apply to the Fund but not to the Index).

The Fund generally may invest in securities or other investments not included in the Index, but which the Adviser believes will help the Fund track the Index. For example, the Fund may invest in securities that are not components of the Index to reflect various corporate actions and other changes to the Index (such as reconstitutions, additions, and deletions).

To the extent the Index concentrates (*i.e.*, holds more than 25 percent of its total assets) in the securities of a particular industry or group of related industries, the Fund will concentrate its investments to approximately the same extent as the Index. The Adviser expects that the Index, and consequently the Fund, will generally be concentrated in the metals and mining industry.

To the extent the Index has significant exposure to certain geographic regions, the Fund will have approximately the same exposure. The Adviser expects that the Index, and consequently the Fund, will generally have significant exposure to investments in South Africa, Australia, and Canada.

Principal Investment Risks

The principal risks of investing in the Fund are summarized below. The principal risks are presented in alphabetical order to facilitate finding particular risks and comparing them with other funds. Each risk summarized below is considered a “principal risk” of investing in the Fund, regardless of the order in which it appears. As with any investment, there is a risk that you could lose all or a portion of your investment in the Fund. Some or all of these risks may adversely affect the Fund’s net asset value per share (“NAV”),

trading price, yield, total return and/or ability to meet its objectives. For more information about the risks of investing in the Fund, see the section in the Fund's Prospectus titled "Additional Information About the Funds."

- **Concentration Risk.** The Index, and consequently the Fund, is expected to concentrate its investments (*i.e.*, hold more than 25% of its total assets) in the securities of the metals and mining industry. As a result, the value of the Fund's shares may rise and fall more than the value of shares of a fund that invests in securities of companies in a broader range of industries. In addition, at times, the metals and mining industry may be out of favor and underperform other industries or groups of industries or the market as a whole.
- **Currency Exchange Rate Risk.** The Fund invests primarily in investments denominated in non-U.S. currencies or in securities that provide exposure to such currencies. Changes in currency exchange rates and the relative value of non-U.S. currencies will affect the value of the Fund's investment and the value of your Shares. Currency exchange rates can be very volatile and can change quickly and unpredictably. As a result, the value of an investment in the Fund may change quickly and without warning and you may lose money.
- **Depository Receipt Risk.** Depository Receipts involve risks similar to those associated with investments in foreign securities, such as changes in political or economic conditions of other countries and changes in the exchange rates of foreign currencies. Depository Receipts listed on U.S. exchanges are issued by banks or trust companies and entitle the holder to all dividends and capital gains that are paid out on the underlying foreign shares ("Underlying Shares"). When the Fund invests in Depository Receipts as a substitute for an investment directly in the Underlying Shares, the Fund is exposed to the risk that the Depository Receipts may not provide a return that corresponds precisely with that of the Underlying Shares.
- **Emerging Markets Risk.** The Fund may invest in companies organized in emerging market nations. Investments in securities and instruments traded in developing or emerging markets, or that provide exposure to such securities or markets, can involve additional risks relating to political, economic, or regulatory conditions not associated with investments in U.S. securities and instruments or investments in more developed international markets. Such conditions may impact the ability of the Fund to buy, sell or otherwise transfer securities, adversely affect the trading market and price for Shares and cause the Fund to decline in value. Less information may be available about companies in emerging markets than in developed markets because such emerging markets companies may not be subject to accounting, auditing and financial reporting standards or to other regulatory practices required by U.S. companies.
- **Equity Market Risk.** The equity securities held in the Fund's portfolio may experience sudden, unpredictable drops in value or long periods of decline in value. This may occur because of factors that affect securities markets generally or factors affecting specific issuers, industries, or sectors in which the Fund invests. Common stocks are generally exposed to greater risk than other types of securities, such as preferred stock and debt obligations, because common stockholders generally have inferior rights to receive payment from issuers. In addition, local, regional or global events such as war, including Russia's invasion of Ukraine, acts of terrorism, spread of infectious diseases or other public health issues (such as the global pandemic caused by the COVID-19 virus), recessions, rising inflation, or other events could have a significant negative impact on the Fund and its investments. Such events may affect certain geographic regions, countries, sectors and industries more significantly than others. Such events could adversely affect the prices and liquidity of the Fund's portfolio securities or other instruments and could result in disruptions in the trading markets.
- **ETF Risks.** The Fund is an ETF, and, as a result of an ETF's structure, it is exposed to the following risks:
 - *Authorized Participants, Market Makers, and Liquidity Providers Concentration Risk.* The Fund has a limited number of financial institutions that may act as Authorized Participants ("APs"). In addition, there may be a limited number of market makers and/or liquidity providers in the marketplace. To the extent either of the following events occur, Shares may trade at a material discount to NAV and possibly face delisting: (i) APs exit the business or otherwise become unable to process creation and/or redemption orders and no other APs step forward to perform these services, or (ii) market makers and/or liquidity providers exit the business or significantly reduce their business activities and no other entities step forward to perform their functions.
 - *Costs of Buying or Selling Shares.* Due to the costs of buying or selling Shares, including brokerage commissions imposed by brokers and bid-ask spreads, frequent trading of Shares may significantly reduce investment results and an investment in Shares may not be advisable for investors who anticipate regularly making small investments.
 - *Shares May Trade at Prices Other Than NAV.* As with all ETFs, Shares may be bought and sold in the secondary market at market prices. Although it is expected that the market price of Shares will approximate the Fund's NAV, there may be times when the market price of Shares is more than the NAV intra-day (premium) or less than the NAV intra-day (discount) due to supply and demand of Shares or during periods of market volatility. This risk is heightened in times of market volatility, periods of steep market declines, and periods when there is limited trading activity for Shares in the secondary market, in which case such premiums or discounts may be significant. Because securities held by the Fund may trade on foreign

exchanges that are closed when the Fund's primary listing exchange is open, the Fund is likely to experience premiums and discounts greater than those of domestic ETFs.

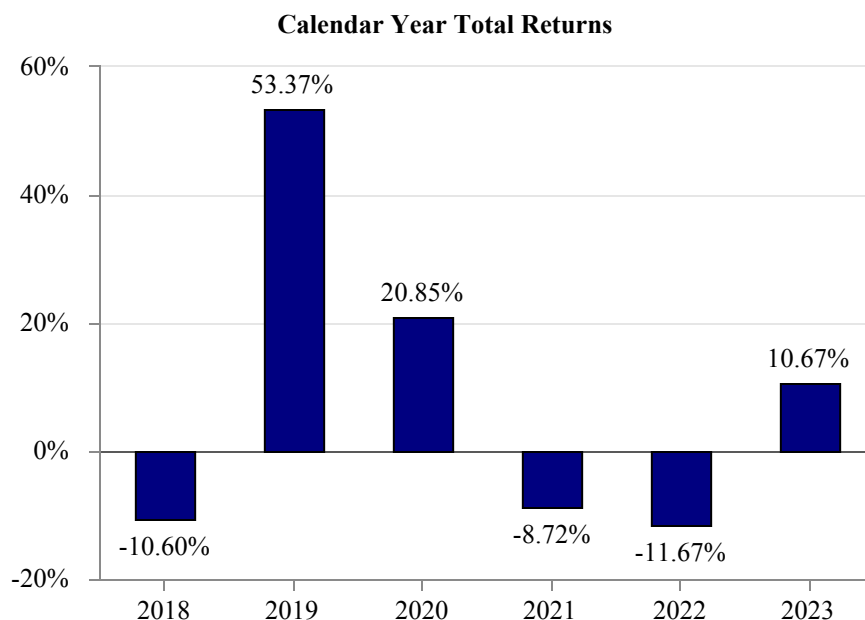
- *Trading.* Although Shares are listed for trading on the NYSE Arca, Inc. (the "Exchange") and may be traded on U.S. exchanges other than the Exchange, there can be no assurance that Shares will trade with any volume, or at all, on any stock exchange. In stressed market conditions, the liquidity of Shares may begin to mirror the liquidity of the Fund's underlying portfolio holdings, which can be significantly less liquid than Shares, and this could lead to differences between the market price of the Shares and the underlying value of those Shares.
- **Foreign Securities Risk.** Investments in non-U.S. securities involve certain risks that may not be present with investments in U.S. securities. For example, investments in non-U.S. securities may be subject to risk of loss due to foreign currency fluctuations or to political or economic instability. There may be less information publicly available about a non-U.S. issuer than a U.S. issuer. Investments in non-U.S. securities also may be subject to withholding or other taxes and may be subject to additional trading, settlement, custodial, and operational risks. These and other factors can make investments in the Fund more volatile and potentially less liquid than other types of investments.
- **Geographic Investment Risk.** To the extent the Fund invests a significant portion of its assets in the securities of companies of a single country or region outside the United States or lists and trades its shares on a foreign exchange, it is more likely to be impacted by events or conditions affecting that country or region.
 - *Australia-Specific Risk.* Because investments in the metals and mining industry may be geographically concentrated in Australian companies or companies that have a significant presence in Australia, investment results could be dependent on the financial condition of the Australian economy. Investments in Australian issuers may subject the Fund to regulatory, political, currency, security, and economic risk specific to Australia. The Australian economy is heavily dependent on exports from the agricultural and mining sectors. This makes the Australian economy susceptible to fluctuations in the commodity markets. Australia is also dependent on trading with key trading partners.
 - *Canada-Specific Risk.* Because investments in the metals and mining industry may be geographically concentrated in Canadian companies or companies that have a significant presence in Canada, investment results could be dependent on the financial condition of the Canadian economy. The Canadian economy is reliant on the sale of natural resources and commodities, which can pose risks such as the fluctuation of prices and the variability of demand for exportation of such products. Changes in spending on Canadian products by the economies of other countries or changes in any of these economies may cause a significant impact on the Canadian economy.
- **Gold and Precious Metals Risk.** The Fund will be sensitive to changes in, and its performance will depend to a greater extent on, the overall condition of the metals and mining industry. Competitive pressures may have a significant effect on the financial condition of companies in such industry. Also, such companies are highly dependent on the price of certain precious metals. These prices may fluctuate substantially over short periods of time, so the Fund's Share price may be more volatile than other types of investments. The prices of precious metals rise and fall in response to many factors, including: economic cycles; changes in inflation or expectations about inflation in various countries; interest rates; currency fluctuations; metal sales by governments, central banks, or international agencies; investment speculation; resource availability; fluctuations in industrial and commercial supply and demand; government regulation of the metals and materials industries; and government prohibitions or restrictions on the private ownership of certain precious and rare metals. The Index measures the performance of equity securities of Precious Metals Companies and does not measure the performance of direct investment in precious metals. Consequently, the Fund's Share price may not move in the same direction and to the same extent as the spot prices of precious metals.
- **Index Provider Risk.** There is no assurance that the Index Provider, or any agents that act on its behalf, will compile the Index accurately, or that the Index will be determined, maintained, constructed, reconstituted, rebalanced, composed, calculated or disseminated accurately. The Adviser relies upon the Index Provider and its agents to compile, determine, maintain, construct, reconstitute, rebalance, compose, calculate (or arrange for an agent to calculate), and disseminate the Index accurately. Any losses or costs associated with errors made by the Index Provider or its agents generally will be borne by the Fund and its shareholders.
- **Market Capitalization Risk.**
 - *Large-Capitalization Investing.* The Fund may invest in the securities of large-capitalization companies. The securities of large-capitalization companies may be relatively mature compared to smaller companies and therefore subject to slower growth during times of economic expansion. Large-capitalization companies may also be unable to respond quickly to new competitive challenges, such as changes in technology and consumer tastes.
 - *Mid-Capitalization Investing.* The Fund may invest in the securities of mid-capitalization companies. As a result, the Fund may be more volatile than funds that invest in larger, more established companies. The securities of mid-capitalization companies generally trade in lower volumes and are subject to greater and more unpredictable price changes than large

capitalization stocks or the stock market as a whole, but they may also be subject to slower growth than small-capitalization companies during times of economic expansion. Mid-capitalization companies may be particularly sensitive to changes in interest rates, government regulation, borrowing costs, and earnings.

- *Small-Capitalization Investing.* The securities of small-capitalization companies may be more vulnerable to adverse issuer, market, political, or economic developments than securities of larger-capitalization companies. The securities of small-capitalization companies generally trade in lower volumes and are subject to greater and more unpredictable price changes than larger capitalization stocks or the stock market as a whole. Small-capitalization companies also may be particularly sensitive to changes in interest rates, government regulation, borrowing costs and earnings.
- **Non-Diversification Risk.** The Fund is considered to be non-diversified, which means that it may invest more of its assets in the securities of a single issuer or a smaller number of issuers than if it were a diversified fund. As a result, the Fund may be more exposed to the risks associated with and developments affecting an individual issuer or a smaller number of issuers than a fund that invests more widely. This may increase the Fund's volatility and cause the performance of a relatively smaller number of issuers to have a greater impact on the Fund's performance. However, the Fund intends to satisfy the diversification requirements for qualifying as a RIC under Subchapter M of the Code.
- **Passive Investment Risk.** The Fund is not actively managed, and the Adviser would not sell shares of an equity security due to current or projected underperformance of a security, industry or sector, unless that security is removed from the Index or the selling of shares of that security is otherwise required upon a reconstitution of the Index in accordance with the Index methodology.
- **Portfolio Turnover Risk.** The Fund may trade all or a significant portion of the securities in its portfolio in connection with each rebalance and reconstitution of its Index. A high portfolio turnover rate increases transaction costs, which may increase the Fund's expenses. Frequent trading may also cause adverse tax consequences for investors in the Fund due to an increase in short-term capital gains.
- **Securities Lending Risk.** The Fund may engage in securities lending. There are certain risks associated with securities lending, including the risk that the borrower may fail to return the securities on a timely basis or even the loss of rights in the collateral deposited by the borrower, if the borrower should fail financially. The Fund could also lose money in the event of a decline in the value of collateral provided for loaned securities or a decline in the value of any investments made with cash collateral. As a result, the Fund may lose money.
- **Tax Risk.** To qualify for the favorable tax treatment generally available to a RIC, the Fund must satisfy, among other requirements described in the SAI, certain diversification requirements. Given the concentration of the Index in a relatively small number of securities, it may not always be possible for the Fund to fully implement a replication strategy or a representative sampling strategy while satisfying these diversification requirements. The Fund's efforts to replicate or represent the Index may cause it inadvertently to fail to satisfy the diversification requirements. If the Fund were to fail to satisfy the diversification requirements, it could be eligible for relief provisions if the failure is due to reasonable cause and not willful neglect and if a penalty tax is paid with respect to each failure to satisfy the applicable requirements. Additionally, relief is provided for certain *de minimis* failures of the diversification requirements where the Fund corrects the failure within a specified period. If the Fund were to fail to qualify as a RIC for a tax year, and the relief provisions are not available, it would be taxed in the same manner as an ordinary corporation, and distributions to its shareholders would not be deductible by the Fund in computing its taxable income. In such case, its shareholders would be taxed as if they received ordinary dividends, although corporate shareholders could be eligible for the dividends received deduction (subject to certain limitations) and individuals may be able to benefit from the lower tax rates available to qualified dividend income. In addition, the Fund could be required to recognize unrealized gains, pay substantial taxes and interest, and make substantial distributions before requalifying as a RIC.
- **Tracking Error Risk.** As with all index funds, the performance of the Fund and the Index may differ from each other for a variety of reasons. For example, the Fund incurs operating expenses and portfolio transaction costs not incurred by the Index. In addition, the Fund may not be fully invested in the securities of the Index at all times or may hold securities not included in the Index.

Performance

The following performance information indicates some of the risks of investing in the Fund. The bar chart shows the Fund's performance for calendar years ended December 31. The table illustrates how the Fund's average annual returns for the 1-year, 5-year, and since inception periods compare with those of a broad measure of market performance and the Index. The Fund's past performance, before and after taxes, does not necessarily indicate how it will perform in the future. Updated performance information is available on the Fund's website at www.usgloaetfs.com.



During the period of time shown in the bar chart, the Fund’s highest quarterly return was 69.41% for the quarter ended June 30, 2020, and the lowest quarterly return was -31.04% for the quarter ended June 30, 2022.

**Average Annual Total Returns
For the Periods Ended December 31, 2023**

	1 Year	5 Years	Since Inception (6/27/2017)
U.S. Global GO GOLD and Precious Metal Miners ETF			
Return Before Taxes	10.67%	10.59%	7.28%
Return After Taxes on Distributions	10.65%	10.05%	6.87%
Return After Taxes on Distributions and Sale of Fund Shares	6.74%	8.42%	5.79%
U.S. Global Go Gold and Precious Metal Miners Index (reflects no deduction for fees, expenses, or taxes)	11.74%	11.95%	8.63%
S&P 500 Total Return Index (reflects no deduction for fees, expenses, or taxes)	26.29%	15.69%	12.96%

After-tax returns are calculated using the historical highest individual federal marginal income tax rates during the period covered by the table above and do not reflect the impact of state and local taxes. Actual after-tax returns depend on an investor’s tax situation and may differ from those shown. After-tax returns shown are not relevant to investors who hold their Shares through tax-deferred arrangements such as an individual retirement account (“IRA”) or other tax-advantaged accounts.

Management

Investment Adviser

U.S. Global Investors, Inc. serves as investment adviser to the Fund.

Portfolio Managers

The Fund is managed by a team consisting of the following individuals: Frank E. Holmes, Chief Executive Officer and Director for the Adviser, has been a portfolio manager of the Fund since its inception in June 2017. Ralph P. Aldis, CFA, a Portfolio Manager for the Adviser, has been a portfolio manager of the Fund since its inception in June 2017.

Purchase and Sale of Shares

Shares are listed on the Exchange, and individual Shares may only be bought and sold in the secondary market through brokers at market prices, rather than NAV. Because Shares trade at market prices rather than NAV, Shares may trade at a price greater than NAV (premium) or less than NAV (discount).

The Fund issues and redeems Shares at NAV only in large blocks known as “Creation Units,” which only APs (typically, broker-dealers) may purchase or redeem. The Fund generally issues and redeems Creation Units in exchange for a portfolio of securities and/or a designated amount of U.S. cash.

Investors may incur costs attributable to the difference between the highest price a buyer is willing to pay to purchase Shares (bid) and the lowest price a seller is willing to accept for Shares (ask) when buying or selling Shares in the secondary market (the “bid-ask spread”). Recent information about the Fund, including its NAV, market price, premiums and discounts, and bid-ask spreads is available on the Fund’s website at www.usglobaletfs.com.

Tax Information

Fund distributions are generally taxable as ordinary income, qualified dividend income, or capital gains (or a combination), unless your investment is in an IRA or other tax-advantaged account. Distributions on investments made through tax-deferred arrangements may be taxed later upon withdrawal of assets from those accounts.

Financial Intermediary Compensation

If you purchase Shares through a broker-dealer or other financial intermediary (such as a bank) (an “Intermediary”), the Adviser or its affiliates may pay Intermediaries for certain activities related to the Fund, including participation in activities that are designed to make Intermediaries more knowledgeable about exchange traded products, including the Fund, or for other activities, such as marketing, educational training or other initiatives related to the sale or promotion of Shares. These payments may create a conflict of interest by influencing the Intermediary and your salesperson to recommend the Fund over another investment. Any such arrangements do not result in increased Fund expenses. Ask your salesperson or visit the Intermediary’s website for more information.

U.S. GLOBAL SEA TO SKY CARGO ETF - FUND SUMMARY

Investment Objective

The U.S. Global Sea to Sky Cargo ETF (the “Fund”) seeks to track the performance, before fees and expenses, of the U.S. Global Sea to Sky Cargo Index (the “Index”).

Fees and Expenses of the Fund

The following table describes the fees and expenses you may pay if you buy, hold, and sell shares of the Fund (“Shares”). **You may pay other fees, such as brokerage commissions and other fees to financial intermediaries, which are not reflected in the table and Example below.**

Annual Fund Operating Expenses <i>(expenses that you pay each year as a percentage of the value of your investment)</i>	
Management Fees	0.60%
Distribution and/or Service (12b-1) Fees	0.00%
Other Expenses	3.39%
Total Annual Fund Operating Expenses	3.99%
Less: Fee Waiver and/or Expense Reimbursement	(3.39)%
Total Annual Fund Operating Expenses After Fee Waiver and/or Expense Reimbursement ¹	0.60%

⁽¹⁾ Pursuant to a contractual operating expense limitation between U.S. Global Investors, Inc., the Fund’s investment adviser (the “Adviser”), and the Fund, the Adviser has agreed to waive its management fees and/or reimburse Fund expenses to ensure that Total Annual Fund Operating Expenses (excluding interest charges on any borrowings, taxes, brokerage commissions and other expenses incurred in placing orders for the purchase and sale of securities and other investment instruments, acquired fund fees and expenses, accrued deferred tax liability, extraordinary expenses, and distribution fees and expenses paid by the Fund under any distribution plan adopted pursuant to Rule 12b-1 (collectively, “Excludable Expenses”)) do not exceed 0.60% for the first \$100 million of the Fund’s average daily net assets and 0.70% for net assets greater than \$100 million, through at least April 30, 2025, unless terminated sooner by, or with the consent of, the Trust’s Board of Trustees (the “Board of Trustees” or the “Board”). To the extent the Fund incurs Excludable Expenses, Total Annual Fund Operating Expenses After Fee Waiver and/or Expense Reimbursement will exceed the applicable expense limitation. The Adviser may request recoupment of previously waived fees and paid expenses from the Fund for up to three years from the date such fees and expenses were waived or paid, if such reimbursement will not cause the Fund’s total expense ratio to exceed the lesser of: (1) the expense limitation in place at the time of the waiver and/or expense payment; or (2) the expense limitation in place at the time of the recoupment.

Expense Example

This Example is intended to help you compare the cost of investing in the Fund with the cost of investing in other funds. The Example assumes that you invest \$10,000 in the Fund for the time periods indicated and then continue to hold or redeem all of your Shares at the end of those periods. The Example also assumes that your investment has a 5% return each year and that the Fund’s operating expenses (including one year of capped expenses each period) remain the same. Although your actual costs may be higher or lower, based on these assumptions your costs would be:

1 Year	3 Years	5 Years	10 Years
\$61	\$903	\$1,762	\$3,985

Portfolio Turnover

The Fund pays transaction costs, such as commissions, when it buys and sells securities (or “turns over” its portfolio). A higher portfolio turnover rate may indicate higher transaction costs and may result in higher taxes when Shares are held in a taxable account. These costs, which are not reflected in annual fund operating expenses or in the Example, affect the Fund’s performance. For the fiscal year ended December 31, 2023, the Fund’s portfolio turnover rate was 98% of the average value of its portfolio.

Principal Investment Strategy

The Fund uses a “passive management” (or indexing) approach to track the performance, before fees and expenses, of the Index. The Index is composed of the exchange-listed common stock (or depositary receipts) of marine shipping, air freight and courier, and port and harbor operating companies of any size across the globe in developed or emerging markets.

U.S. Global Sea to Sky Cargo Index

The Index tracks the performance of marine shipping, air freight and courier, and port and harbor operating companies (collectively, “Cargo Companies”).

At the time of each quarterly reconstitution and rebalance of the Index, 70% of the Index's weight is allocated to marine shipping and port/harbor companies and 30% of the Index's weight is allocated to air freight/courier companies. The universe of Cargo Companies is screened for investibility (e.g., must be listed on a securities exchange), a minimum market capitalization of \$100 million, and a minimum three-month average dollar value traded of \$5 million. As of March 31, 2024, the Index consisted of 64 Cargo Companies. The Index is reconstituted and rebalanced quarterly at the close of trading on the second Friday in each March, June, September, and December based on data as of a prior date (the "Selection Date").

As of each Selection Date, each Cargo Company is ranked based on four factors (each assigned a factor weighting): cash flow return on invested capital ("CFROIC") (33%), market capitalization (33%), earnings-to-price ratio (33%), and cash-flow-to-price ratio (1%). A composite score is assigned to each Cargo Company based on such rankings.

At the time of each reconstitution and rebalance of the Index, the top six marine shipping and port/harbor companies with the highest composite scores and a minimum market capitalization of US\$400 million each receive a five percent weighting allocation of the Index; the next top seven marine shipping and port/harbor companies with the highest composite scores and a minimum market capitalization of US\$300 million each receive a four percent weighting allocation of the Index; the next top six marine shipping and port/harbor companies with the highest composite scores and a minimum market capitalization of US\$100 million each receive a two percent weighting allocation of the Index; and the top ten air freight/courier companies with the highest composite scores and a minimum market capitalization of US\$200 million each receive a three percent weighting allocation of the Index.

As of March 31, 2024, the Index had significant exposure to companies in the United States, Japan, China/Hong Kong and Europe. The Index's geographic exposure may change significantly with each reconstitution or based on market movements in between reconstitutions.

The Index was developed by U.S. Global Indices, LLC (the "Index Provider"), a wholly-owned subsidiary of the Adviser, in 2021 in anticipation of the commencement of operations of the Fund and is constructed using an objective, rules-based methodology.

The Index calculation agent is Indxx, LLC, which is not affiliated with the Fund, the Adviser, the Index Provider, or the Fund's distributor. The Index calculation agent provides information to the Fund about the constituents of the Index and does not provide investment advice with respect to the desirability of investing in, purchasing or selling securities.

The Fund's Investment Strategy

Under normal circumstances, the Fund will invest at least 80% of its net assets (plus borrowings for investment purposes) in Cargo Companies. The foregoing policy may be changed without shareholder approval upon 60 days' written notice to shareholders.

The Fund will generally use a "replication" strategy to achieve its investment objective, meaning it generally will invest in all of the component securities of the Index in approximately the same proportion as in the Index. However, the Fund may use a "representative sampling" strategy, meaning it may invest in a sample of the securities in the Index whose risk, return and other characteristics closely resemble the risk, return and other characteristics of the Index as a whole, when the Adviser believes it is in the best interests of the Fund (e.g., when replicating the Index involves practical difficulties or substantial costs, an Index constituent becomes temporarily illiquid, unavailable or less liquid, or as a result of legal restrictions or limitations that apply to the Fund but not to the Index).

The Fund generally may invest in securities or other investments not included in the Index, but which the Adviser believes will help the Fund track the Index. For example, the Fund may invest in securities that are not components of the Index to reflect various corporate actions and other changes to the Index (such as reconstitutions, additions, and deletions).

The Fund is considered to be non-diversified, which means that it may invest more of its assets in the securities of a single issuer or a smaller number of issuers than if it were a diversified fund.

To the extent the Index concentrates (i.e., holds more than 25 percent of its total assets) in the securities of a particular industry or group of related industries, the Fund will concentrate its investments to approximately the same extent as the Index. The Adviser expects that the Index, and consequently the Fund, will generally be concentrated in the securities of Cargo Companies.

Principal Investment Risks

The principal risks of investing in the Fund are summarized below. The principal risks are presented in alphabetical order to facilitate finding particular risks and comparing them with other funds. Each risk summarized below is considered a "principal risk" of investing in the Fund, regardless of the order in which it appears. As with any investment, there is a risk that you could lose all or a portion of your investment in the Fund. Some or all of these risks may adversely affect the Fund's net asset value per share ("NAV"), trading price, yield, total return and/or ability to meet its objectives. For more information about the risks of investing in the Fund, see the section in the Fund's Prospectus titled "Additional Information About the Funds."

- **Concentration in Cargo Companies Risk.** The Index, and consequently the Fund, is expected to concentrate its investments (i.e., hold more than 25% of its total assets) in the securities of Cargo Companies. As a result, the value of the Fund's shares may rise and fall more than the value of shares of a fund that invests in securities of companies in a broader range of industries. In

addition, at times, the marine shipping, port/harbor operators, and air freight/courier industries may be out of favor and underperform other industries or groups of industries or the market as a whole.

Cargo Companies may be adversely affected by a downturn in economic conditions that can result in decreased demand for marine shipping, ports, and air freight. Cargo Companies may also be significantly affected by changes in fuel prices, which may be very volatile, the imposition of tariffs or trade wars, changes in labor relations or availability, insurance costs, commodities prices in general, international politics and conflicts, changes in airborne or seaborne transportation patterns, changes to marine shipping and air freight routes, weather patterns and events, including hurricane activity, maritime accidents, canal closures, and port congestion. Cargo Companies may also be highly dependent on aircraft, ships, or related equipment from a small number of suppliers, and consequently, issues affecting the availability, reliability, safety, or longevity of such aircraft, ships, or equipment (e.g., the inability of a supplier to meet demand or the grounding of an aircraft due to safety concerns) may have a significant effect on the operations and profitability of Cargo Companies.

- **Currency Exchange Rate Risk.** The Fund’s assets may include investments denominated in non-U.S. currencies or in securities that provide exposure to such currencies. Changes in currency exchange rates and the relative value of non-U.S. currencies will affect the value of the Fund’s investment and the value of your Shares. Currency exchange rates can be very volatile and can change quickly and unpredictably. As a result, the value of an investment in the Fund may change quickly and without warning and you may lose money.
- **Depository Receipt Risk.** Depository receipts involve risks similar to those associated with investments in foreign securities, such as changes in political or economic conditions of other countries and changes in the exchange rates of foreign currencies. Depository receipts listed on U.S. exchanges are issued by banks or trust companies and entitle the holder to all dividends and capital gains that are paid out on the underlying foreign shares (“Underlying Shares”). When the Fund invests in depository receipts as a substitute for an investment directly in the Underlying Shares, the Fund is exposed to the risk that the depository receipts may not provide a return that corresponds precisely with that of the Underlying Shares.
- **Emerging Markets Risk.** The Fund may invest in companies organized in emerging market nations. Investments in securities and instruments traded in developing or emerging markets, or that provide exposure to such securities or markets, can involve additional risks relating to political, economic, or regulatory conditions not associated with investments in U.S. securities and instruments or investments in more developed international markets. Such conditions may impact the ability of the Fund to buy, sell or otherwise transfer securities, adversely affect the trading market and price for Shares and cause the Fund to decline in value. Less information may be available about companies in emerging markets than in developed markets because such emerging markets companies may not be subject to accounting, auditing and financial reporting standards or to other regulatory practices required by U.S. companies.
- **Equity Market Risk.** The equity securities held in the Fund’s portfolio may experience sudden, unpredictable drops in value or long periods of decline in value. This may occur because of factors that affect securities markets generally or factors affecting specific issuers, industries, or sectors in which the Fund invests. Common stocks are generally exposed to greater risk than other types of securities, such as preferred stock and debt obligations, because common stockholders generally have inferior rights to receive payment from issuers. In addition, local, regional or global events such as war, including Russia’s invasion of Ukraine, acts of terrorism, spread of infectious diseases or other public health issues (such as the global pandemic caused by the COVID-19 virus), recessions, rising inflation, or other events could have a significant negative impact on the Fund and its investments. Such events may affect certain geographic regions, countries, sectors and industries more significantly than others. Such events could adversely affect the prices and liquidity of the Fund’s portfolio securities or other instruments and could result in disruptions in the trading markets.
- **ETF Risks.** The Fund is an ETF, and, as a result of an ETF’s structure, it is exposed to the following risks:
 - *Authorized Participants, Market Makers, and Liquidity Providers Concentration Risk.* The Fund has a limited number of financial institutions that may act as Authorized Participants (“APs”). In addition, there may be a limited number of market makers and/or liquidity providers in the marketplace. To the extent either of the following events occur, Shares may trade at a material discount to NAV and possibly face delisting: (i) APs exit the business or otherwise become unable to process creation and/or redemption orders and no other APs step forward to perform these services, or (ii) market makers and/or liquidity providers exit the business or significantly reduce their business activities and no other entities step forward to perform their functions.
 - *Costs of Buying or Selling Shares.* Due to the costs of buying or selling Shares, including brokerage commissions imposed by brokers and bid-ask spreads, frequent trading of Shares may significantly reduce investment results and an investment in Shares may not be advisable for investors who anticipate regularly making small investments.
 - *Shares May Trade at Prices Other Than NAV.* As with all ETFs, Shares may be bought and sold in the secondary market at market prices. Although it is expected that the market price of Shares will approximate the Fund’s NAV, there may be times

when the market price of Shares is more than the NAV intra-day (premium) or less than the NAV intra-day (discount) due to supply and demand of Shares or during periods of market volatility. This risk is heightened in times of market volatility, periods of steep market declines, and periods when there is limited trading activity for Shares in the secondary market, in which case such premiums or discounts may be significant. Because securities held by the Fund may trade on foreign exchanges that are closed when the Fund's primary listing exchange is open, the Fund is likely to experience premiums and discounts greater than those of domestic ETFs.

- *Trading.* Although Shares are listed for trading on the NYSE Arca, Inc. (the "Exchange") and may be traded on U.S. exchanges other than the Exchange, there can be no assurance that Shares will trade with any volume, or at all, on any stock exchange. In stressed market conditions, the liquidity of Shares may begin to mirror the liquidity of the Fund's underlying portfolio holdings, which can be significantly less liquid than Shares, and this could lead to differences between the market price of the Shares and the underlying value of those Shares.
- **Foreign Securities Risk.** Investments in non-U.S. securities involve certain risks that may not be present with investments in U.S. securities. For example, investments in non-U.S. securities may be subject to risk of loss due to foreign currency fluctuations or to political or economic instability. There may be less information publicly available about a non-U.S. issuer than a U.S. issuer. Non-U.S. issuers may be subject to different accounting, auditing, financial reporting and investor protection standards than U.S. issuers. Investments in non-U.S. securities also may be subject to withholding or other taxes and may be subject to additional trading, settlement, custodial, and operational risks. With respect to certain countries, there is the possibility of government intervention and expropriation or nationalization of assets. Because legal systems differ, there is also the possibility that it will be difficult to obtain or enforce legal judgments in certain countries. Since foreign exchanges may be open on days when the Fund does not price its Shares, the value of the securities in the Fund's portfolio may change on days when shareholders will not be able to purchase or sell the Shares. Conversely, Shares may trade on days when foreign exchanges are closed. Each of these factors can make investments in the Fund more volatile and potentially less liquid than other types of investments.
- **Geographic Investment Risk.** To the extent the Fund invests a significant portion of its assets in the securities of companies of a single country or region outside the United States or lists and trades its shares on a foreign exchange, it is more likely to be impacted by events or conditions affecting that country or region.
 - *China and Hong Kong-Specific Risk.* Investments in the securities of Chinese issuers that trade on an exchange in Hong Kong subject the Fund to risks specific to China and Hong Kong. China and Hong Kong may be subject to considerable degrees of economic, political and social instability. China and Hong Kong are developing markets and demonstrate significantly higher volatility from time to time in comparison to developed markets. Over the past 25 years, the Chinese government has undertaken reform of economic and market practices and is expanding the sphere of private ownership of property in China. However, Chinese markets generally continue to experience inefficiency, volatility and pricing anomalies resulting from governmental influence, a lack of publicly available information and/or political and social instability. Internal social unrest or confrontations with other neighboring countries, including military conflicts in response to such events, may also disrupt economic development in China and result in a greater risk of currency fluctuations, currency convertibility, interest rate fluctuations and higher rates of inflation. Export growth continues to be a major driver of China's rapid economic growth. Reduction in spending on Chinese products and services, institution of tariffs or other trade barriers, or a downturn in any of the economies of China's key trading partners may have an adverse impact on the Chinese economy. China is also vulnerable economically to the impact of a public health crisis, which could depress consumer demand, reduce economic output, and potentially lead to market closures, travel restrictions, and quarantines, all of which would negatively impact China's economy and could affect the economies of its trading partners. Further, any attempt by China to tighten its control over Hong Kong's political, economic, legal or social policies may result in an adverse effect on Hong Kong's markets.

For purposes of raising capital offshore on exchanges outside of China, including on U.S. exchanges, many Chinese-based operating companies are structured as Variable Interest Entities ("VIEs"). In this structure, the Chinese-based operating company is the VIE and establishes a shell company in a foreign jurisdiction, such as the Cayman Islands. The shell company lists on a foreign exchange and enters into contractual arrangements with the VIE. This structure allows Chinese companies in which the government restricts foreign ownership to raise capital from foreign investors. While the shell company has no equity ownership of the VIE, these contractual arrangements permit the shell company to consolidate the VIE's financial statements with its own for accounting purposes and provide for economic exposure to the performance of the underlying Chinese operating company. Therefore, an investor in the listed shell company, such as the Fund, will have exposure to the Chinese-based operating company only through contractual arrangements and has no ownership in the Chinese-based operating company. Furthermore, because the shell company only has specific rights provided for in these service agreements with the VIE, its abilities to control the activities at the Chinese-based operating company are limited and the operating company may engage in activities that negatively impact investment value.

- *Europe-Specific Risk.* The economies and markets of European countries are often closely connected and interdependent, and events in one country in Europe can have an adverse impact on other European countries. The Fund makes investments in securities of issuers that are domiciled in, or have significant operations in, member countries of the European Union (“EU”) that are subject to economic and monetary controls that can adversely affect the Fund’s investments. The European financial markets have experienced volatility and adverse trends in recent years and these events have adversely affected the exchange rate of the euro and may continue to significantly affect other European countries. Decreasing imports or exports, changes in governmental or EU regulations on trade, changes in the exchange rate of the euro, the default or threat of default by an EU member country on its sovereign debt, and/or an economic recession in an EU member country may have a significant adverse effect on the economies of EU member countries and their trading partners, including some or all of the European countries in which the Fund invests.

The UK formally exited from the EU on January 31, 2020 (known as “Brexit”), and effective December 31, 2020, the UK ended a transition period during which it continued to abide by the EU’s rules and the UK’s trade relationships with the EU were generally unchanged. Following this transition period, the impact on the UK and European economies and the broader global economy could be significant, resulting in negative impacts, such as increased volatility and illiquidity, and potentially lower economic growth of markets in the UK, Europe and globally, which may adversely affect the value of the Fund’s investments.

Russia’s large-scale invasion of Ukraine on February 24, 2022 has led to various countries imposing economic sanctions on certain Russian individuals and Russian corporate and banking entities. A number of jurisdictions have also instituted broader sanctions on Russia. Further, as of the date of this Prospectus, the Russian securities markets effectively have not been open for trading by foreign investors since February 28, 2022. Russia’s military incursion and resulting sanctions could have a severe adverse effect on both regional and global economies, which in turn could affect the value of the Fund’s investments.

- *Japan-Specific Risk.* The Japanese economy may be subject to considerable degrees of economic, political and social instability, which could have a negative impact on Japanese securities and markets. While the Japanese economy has recently emerged from a prolonged economic downturn, Japan’s economic growth rate may remain relatively low in the future. In addition, Japan is subject to the risk of natural disasters, such as earthquakes, volcanoes, typhoons and tsunamis. Additionally, decreasing U.S. imports, new trade regulations, changes in the U.S. dollar exchange rates, a recession in the United States or continued increases in foreclosure rates may have an adverse impact on the economy of Japan. Japan also has few natural resources, and any fluctuation or shortage in the commodity markets could have a negative impact on Japanese securities and markets.

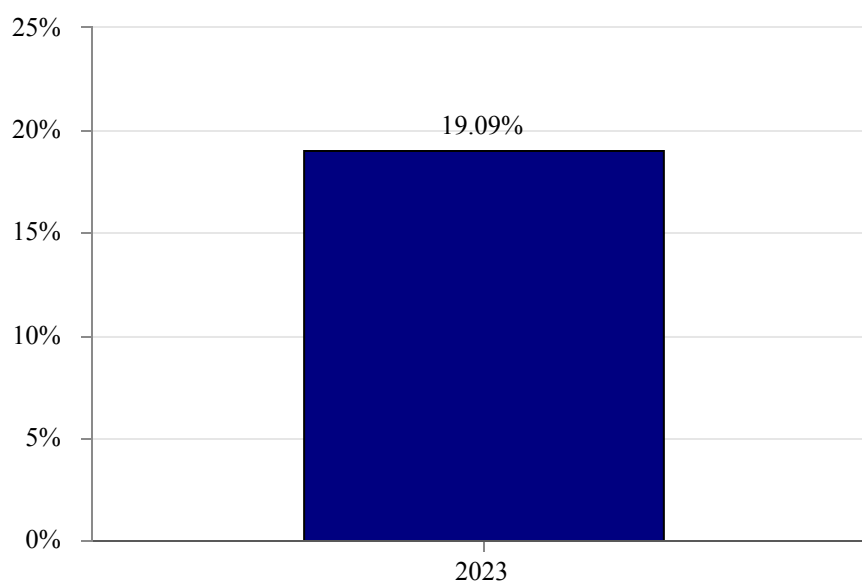
- **Index Provider Risk.** There is no assurance that the Index Provider, or any agents that act on its behalf, will compile the Index accurately, or that the Index will be determined, maintained, constructed, reconstituted, rebalanced, composed, calculated or disseminated accurately. The Adviser relies upon the Index Provider and its agents to compile, determine, maintain, construct, reconstitute, rebalance, compose, calculate (or arrange for an agent to calculate), and disseminate the Index accurately. Any losses or costs associated with errors made by the Index Provider or its agents generally will be borne by the Fund and its shareholders.
- **Limited Operating History Risk.** The Fund is a recently organized investment company with a limited operating history. As a result, prospective investors have a limited track record or history on which to base their investment decision.
- **Large-Cap Companies Risk.** The Fund may invest in the securities of large-capitalization companies. The securities of large-capitalization companies may be relatively mature compared to smaller companies and therefore subject to slower growth during times of economic expansion. Large-capitalization companies may also be unable to respond quickly to new competitive challenges, such as changes in technology and consumer tastes.
- **Mid-Cap Companies Risk.** The Fund may invest in the securities of mid-capitalization companies. As a result, the Fund may be more volatile than funds that invest in larger, more established companies. The securities of mid-capitalization companies generally trade in lower volumes and are subject to greater and more unpredictable price changes than larger capitalization stocks or the stock market as a whole, but they may also be subject to slower growth than small-capitalization companies during times of economic expansion. Mid-capitalization companies may be particularly sensitive to changes in interest rates, government regulation, borrowing costs, and earnings.
- **Non-Diversification Risk.** The Fund is considered to be non-diversified, which means that it may invest more of its assets in the securities of a single issuer or a smaller number of issuers than if it were a diversified fund. As a result, the Fund may be more exposed to the risks associated with and developments affecting an individual issuer or a smaller number of issuers than a fund that invests more widely. This may increase the Fund’s volatility and cause the performance of a relatively smaller number of issuers to have a greater impact on the Fund’s performance. However, the Fund intends to satisfy the diversification requirements for qualifying as a RIC under Subchapter M of the Code.

- **Passive Investment Risk.** The Fund is not actively managed, and the Adviser would not sell shares of an equity security due to current or projected underperformance of a security, industry or sector, unless that security is removed from the Index or the selling of shares of that security is otherwise required upon a reconstitution of the Index in accordance with the Index methodology.
- **Portfolio Turnover Risk.** The Fund may trade all or a significant portion of the securities in its portfolio in connection with each rebalance and reconstitution of its Index. A high portfolio turnover rate increases transaction costs, which may increase the Fund's expenses. Frequent trading may also cause adverse tax consequences for investors in the Fund due to an increase in short-term capital gains.
- **Securities Lending Risk.** The Fund may engage in securities lending. There are certain risks associated with securities lending, including the risk that the borrower may fail to return the securities on a timely basis or even the loss of rights in the collateral deposited by the borrower, if the borrower should fail financially. The Fund could also lose money in the event of a decline in the value of collateral provided for loaned securities or a decline in the value of any investments made with cash collateral. As a result, the Fund may lose money.
- **Small-Cap Companies Risk.** The securities of small-capitalization companies may be more vulnerable to adverse issuer, market, political, or economic developments than securities of larger-capitalization companies. The securities of small-capitalization companies generally trade in lower volumes and are subject to greater and more unpredictable price changes than larger capitalization stocks or the stock market as a whole. Some small capitalization companies have limited product lines, markets, and financial and managerial resources and tend to concentrate on fewer geographical markets relative to larger capitalization companies. There is typically less publicly available information concerning smaller-capitalization companies than for larger, more established companies. Small-capitalization companies also may be particularly sensitive to changes in interest rates, government regulation, borrowing costs and earnings.
- **Tax Risk.** To qualify for the favorable tax treatment generally available to a regulated investment company ("RIC"), the Fund must satisfy, among other requirements described in the SAI, certain diversification requirements. Given the concentration of the Index in a relatively small number of securities, it may not always be possible for the Fund to fully implement a replication strategy or a representative sampling strategy while satisfying these diversification requirements. The Fund's efforts to replicate or represent the Index may cause it inadvertently to fail to satisfy the diversification requirements. If the Fund were to fail to satisfy the diversification requirements, it could be eligible for relief provisions if the failure is due to reasonable cause and not willful neglect and if a penalty tax is paid with respect to each failure to satisfy the applicable requirements. Additionally, relief is provided for certain de minimis failures of the diversification requirements where the Fund corrects the failure within a specified period. If the Fund were to fail to qualify as a RIC for a tax year, and the relief provisions are not available, it would be taxed in the same manner as an ordinary corporation, and distributions to its shareholders would not be deductible by the Fund in computing its taxable income. In such case, its shareholders would be taxed as if they received ordinary dividends, although corporate shareholders could be eligible for the dividends received deduction (subject to certain limitations) and individuals may be able to benefit from the lower tax rates available to qualified dividend income. In addition, the Fund could be required to recognize unrealized gains, pay substantial taxes and interest, and make substantial distributions before requalifying as a RIC.
- **Tracking Error Risk.** As with all index funds, the performance of the Fund and the Index may differ from each other for a variety of reasons. For example, the Fund incurs operating expenses and portfolio transaction costs not incurred by the Index. In addition, the Fund may not be fully invested in the securities of the Index at all times or may hold securities not included in the Index.

Performance

The following performance information indicates some of the risks of investing in the Fund. The bar chart shows the Fund's performance for the most recent calendar year ended December 31. The table illustrates how the Fund's average annual returns for the 1-year and since inception periods compare with those of a broad measure of market performance and the Index. The Fund's past performance, before and after taxes, does not necessarily indicate how it will perform in the future. Updated performance information is available on the Fund's website at www.usglobaletfs.com.

Calendar Year Total Returns



During the period of time shown in the bar chart, the Fund’s highest quarterly return was 10.03% for the quarter ended December 31, 2023, and the lowest quarterly return was -3.05% for the quarter ended June 30, 2023.

Average Annual Total Returns For the Periods Ended December 31, 2023

	1 Year	Since Inception (1/19/2022)
U.S. Global Sea to Sky Cargo ETF		
Return Before Taxes	19.09%	-1.16%
Return After Taxes on Distributions	16.90%	-3.49%
Return After Taxes on Distributions and Sale of Fund Shares	13.46%	-0.47%
U.S. Global Sea to Sky Cargo Index (reflects no deduction for fees, expenses, or taxes)	23.04%	1.06%
S&P 500 Total Return Index (reflects no deduction for fees, expenses, or taxes)	26.29%	4.36%

After-tax returns are calculated using the historical highest individual federal marginal income tax rates during the period covered by the table above and do not reflect the impact of state and local taxes. Actual after-tax returns depend on an investor’s tax situation and may differ from those shown. After-tax returns shown are not relevant to investors who hold their Shares through tax-deferred arrangements such as an individual retirement account (“IRA”) or other tax-advantaged accounts. In certain cases, the figure representing “Return After Taxes on Distributions and Sale of Shares” may be higher than the other return figures for the same period. A higher after-tax return results when a capital loss occurs upon redemption and provides an assumed tax deduction that benefits the investor.

Management

Investment Adviser

U.S. Global Investors, Inc. serves as investment adviser to the Fund.

Portfolio Managers

The Fund is managed by a team consisting of the following individuals: Frank E. Holmes, Chief Executive Officer and Director for the Adviser, has been a portfolio manager of the Fund since its inception in January 2022. Ralph P. Aldis, CFA, a Portfolio Manager for the Adviser, has been a portfolio manager of the Fund since its inception in January 2022.

Purchase and Sale of Shares

Shares are listed on the Exchange, and individual Shares may only be bought and sold in the secondary market through brokers at market prices, rather than NAV. Because Shares trade at market prices rather than NAV, Shares may trade at a price greater than NAV (premium) or less than NAV (discount).

The Fund issues and redeems Shares at NAV only in large blocks known as “Creation Units,” which only APs (typically, broker-dealers) may purchase or redeem. The Fund generally issues and redeems Creation Units in exchange for a portfolio of securities and/or a designated amount of U.S. cash.

Investors may incur costs attributable to the difference between the highest price a buyer is willing to pay to purchase Shares (bid) and the lowest price a seller is willing to accept for Shares (ask) when buying or selling Shares in the secondary market (the “bid-ask spread”). Recent information about the Fund, including its NAV, market price, premiums and discounts, and bid-ask spreads is available on the Fund’s website at www.usglobletfs.com.

Tax Information

Fund distributions are generally taxable as ordinary income, qualified dividend income, or capital gains (or a combination), unless your investment is in an IRA or other tax-advantaged account. Distributions on investments made through tax-deferred arrangements may be taxed later upon withdrawal of assets from those accounts.

Financial Intermediary Compensation

If you purchase Shares through a broker-dealer or other financial intermediary (such as a bank) (an “Intermediary”), the Adviser or its affiliates may pay Intermediaries for certain activities related to the Fund, including participation in activities that are designed to make Intermediaries more knowledgeable about exchange traded products, including the Fund, or for other activities, such as marketing, educational training or other initiatives related to the sale or promotion of Shares. These payments may create a conflict of interest by influencing the Intermediary and your salesperson to recommend the Fund over another investment. Any such arrangements do not result in increased Fund expenses. Ask your salesperson or visit the Intermediary’s website for more information.

ADDITIONAL INFORMATION ABOUT THE FUNDS

Investment Objectives

Each Fund's investment objective has been adopted as a non-fundamental investment policy and may be changed without shareholder approval upon written notice to shareholders.

U.S. Global Jets Index

Glossary

Passenger Load Factor: The ratio of revenue passenger miles to available seat miles for an airline.

Cash Flow Return On Invested Capital (CFROIC): A company's net cash flow from operations divided by average invested capital.

Average Dollar Value Traded: The volume of a company's shares traded over the past 3 months multiplied by its last closing price.

Sales Per Share Growth: A company's last 12 months percent change in sales per share.

Gross Margin: A company's gross income, divided by net sales or revenue.

Sales Yield: A company's sales per share divided by its price per share.

An Airline Company is excluded from the Index if (i) its common stock is listed solely on a securities exchange in a country that does not allow the transfer of securities "free of payment" (e.g., Brazil, China, India, Russia, South Korea, Taiwan) and (ii) no depositary receipts for such company are listed on a securities exchange in a country other than those listed above.

At the time of each reconstitution of the Index, the minimum market capitalization and liquidity (minimum average daily value traded) are determined based on the aggregate net assets of investment products (including the Fund) tracking the Index. The minimum market capitalization increases from \$100 million to \$400 million if such products have net assets exceeding \$1 billion. The minimum liquidity increases from \$500,000 to \$5 million if such products have net assets of \$100 million to \$1 billion and increases further to \$6 million if such products have net assets of at least \$1 billion.

U.S. Global Go Gold and Precious Metal Miners Index

Each company included in the U.S. Global Go Gold and Precious Metal Miners Index universe is scored based on multiple fundamental factors. The following definitions apply to the scoring criteria for Precious Metals Companies:

Gross Margin: A company's sales revenue minus its cost of goods sold and depreciation, divided by sales revenue.

Operating-Cash-Flow-to-Enterprise-Value Ratio: A company's cash from operations divided by its enterprise value.

Enterprise Value (EV): A company's market capitalization of equity, plus debt, minority interest and preferred shares, less cash and cash equivalents.

Precious Metals Companies that earn revenue from precious metals through passive means may do so by owning royalties or production streams. Royalties are the right of a company to receive a percentage of the revenues generated from a mine's production. Production streams are an arrangement where a company provides an upfront payment in exchange for the right to purchase all or a portion of certain metals produced from a mine and may specify a price for such metals in advance of production.

If a Precious Metals Company announces that it is being acquired by another company in exchange for shares of the other company, such Precious Metals Company will be removed from the Index. If a Precious Metals Company announces that it is acquiring another company, such Precious Metals Company will be removed from the Index if the Index Provider determines that the transaction is dilutive (i.e., such transaction is not expected to increase the acquiring firm's per share revenue, cash flow, or reserves). In such event, the Precious Metals Company removed from the Index will not be eligible to be added to the Index for the two reconstitution dates following the company's removal from the Index.

If a Precious Metals Company is removed from the Index due to its announcement of acquiring or being acquired by another company, the weight of such position will be re-allocated equally among the remaining Index constituents.

U.S. Global Sea to Sky Cargo Index

Glossary

Cash Flow Return On Invested Capital (CFROIC): A company's net cash flow from operations divided by average invested capital.

Cash-Flow-to-Price Ratio: A company's operating cash flow per share divided by its price per share.

Earnings-to-Price Ratio: A company's earnings per share divided by its price per share.

The Index tracks the performance of marine shipping, air freight and courier, and port and harbor operating companies (as determined by the FactSet Revere Business and Industry Classification System ("FactSet RBICS") or the North American Industry Classification

System (“NAICS”). The Index uses industry data from FactSet RBICS to determine the companies included in the marine shipping and air freight/courier industries. FactSet RBICS determines a company’s classification using artificial intelligence that scans public filings and market data. To be classified by FactSet RBICS as a marine shipping company or an air freight/courier company, a company must derive at least 50% of its revenue from either the marine shipping or the air freight/courier industries or at least 50% of their revenue from a combination of the marine shipping and the air freight/courier industries.

The Index uses industry data from NAICS to determine the companies included in the port/harbor operating industries if those companies were not identified by FactSet RBICS as either marine shipping or air freight/courier companies. NAICS determines a company’s classification using U.S. Census data that considers the activities that generate the most revenue for a company.

A Cargo Company is excluded from the Index if (i) its common stock is listed solely on a securities exchange in a country that does not allow the transfer of securities “free of payment,” except Taiwan and South Korea, and (ii) no depositary receipts for such company are listed on a securities exchange in a country other than those that do not allow the transfer of securities “free of payment.”

The Index Provider’s Index Committee is responsible for setting policy, determining Index composition, and administering the Index in accordance with the Index methodology. The Index Provider cannot foresee all possible facts and circumstances that may render the inclusion or exclusion of a stock in or from the Index inappropriate for the investibility of the Index. Consequently, under unusual circumstances, the Index Committee may consider qualitative factors to include, exclude, adjust, or postpone the inclusion of a stock in the Index in keeping with the Index theme, and a stock may be considered for exclusion by the Index Committee on the basis of corporate governance, accounting policies, lack of transparency, and lack of representation, despite meeting all the criteria provided in the Index methodology.

Manager of Managers Structure

The Funds and the Adviser have received exemptive relief from the SEC permitting the Adviser (subject to certain conditions and the approval of the Funds’ Board of Trustees (the “Board”)) to select or change sub-advisers without obtaining shareholder approval. The relief also permits the Adviser to materially amend the terms of agreements with a sub-adviser (including an increase in the fee paid by the Adviser to the sub-adviser (and not paid by the Funds)) or to continue the employment of a sub-adviser after an event that would otherwise cause the automatic termination of services with Board approval, but without shareholder approval. Shareholders will be notified of any sub-adviser changes.

Principal Investment Risks

This section provides additional information regarding the principal risks described in each Fund Summary. As in each Fund Summary, the principal risks below are presented in alphabetical order to facilitate finding particular risks and comparing them with other funds. Each risk described below is considered a “principal risk” of investing in the applicable Fund, regardless of the order in which it appears. Each of the factors below could have a negative impact on the applicable Fund’s performance and trading prices.

- **Airline Companies Risk** (*U.S. Global Jets ETF (the “Jets ETF”) only*). Airline Companies may be adversely affected by a downturn in economic conditions that can result in decreased demand for air travel. Due to the discretionary nature of business and leisure travel spending, airline industry revenues are heavily influenced by the condition of the U.S. economy and economies in other regions of the world. Airline Companies may also be significantly affected by changes in fuel prices, which may be very volatile. Due to the competitive nature of the airline industry, Airline Companies may not be able to pass on increased fuel prices to customers by increasing fares. Airline Companies may also be significantly affected by the imposition of tariffs and/or changes in labor relations, insurance costs, and the imposition by the United States or other countries of taxes or tariffs applicable to airline travel, aircraft manufacturing, or aircraft sales. The trend in the United States has been to deregulate transportation companies, which could have a favorable long-term effect, but future government decisions could adversely affect Airline Companies. Airline Companies may also be highly dependent on aircraft or related equipment from a small number of suppliers, and consequently, issues affecting the availability, reliability, safety, or longevity of such aircraft or equipment (*e.g.*, the inability of a supplier to meet aircraft demand or the grounding of an aircraft due to safety concerns) may have a significant effect on the operations and profitability of Airline Companies.

Airline Companies operating airline-related internet media and services face intense competition, which may have an adverse effect on profit margins. Such companies may have limited product lines, markets, financial resources, or personnel, and their products may face obsolescence due to rapid technological developments and frequent new product introduction. Such companies may face unpredictable changes in growth rates, competition for the services of qualified personnel, and competition from foreign competitors with lower production costs. Companies operating websites and other media may be heavily dependent on patent and intellectual property rights, the loss or impairment of which may adversely affect the profitability of these companies.

Beginning in the first quarter of 2020, some sectors of the economy and individual issuers, including Airline Companies, experienced particularly large losses due to the global pandemic caused by COVID-19, a novel coronavirus. The pandemic

resulted in a wide range of social and economic disruptions, including closed borders and reduced or prohibited domestic or international travel. Such disruptions may reoccur in the future to a similar or greater extent. Travel restrictions imposed in the United States and other countries resulted in Airline Companies seeing dramatically reduced passenger demand and, consequently, reducing flight schedules at unprecedented rates. In particular, certain U.S. passenger airlines eliminated nearly all international flights for an undetermined length of time. The U.S. airline industry requested and received financial assistance from the U.S. government due to the impact of the pandemic; however, there can be no guarantee as to whether such assistance will be successful in supporting U.S. Airline Companies until the impact of the pandemic subsides.

In addition, the Russian invasion of Ukraine and the resulting Russian sanctions by Western countries, including the United States, Canada, European Union, Japan, United Kingdom, and others, as well as retaliatory measures by Russia, may have a significant impact on Airline Companies. Bans on oil and energy imports from Russia, as well as commitments to phase out such imports in the near future, by certain Western countries may increase the costs of jet fuel. In addition, certain Western nations have closed their airspace to all Russian airlines, as well as Russian-owned and Russian-operated aircraft. Also, Western companies have issued a recall of aircraft leased to Russian airlines and, in certain cases, have seized such aircraft located in Western airports. In response, Russia has closed its airspace to certain Western aircraft, and Russia has seized certain leased aircraft and equipment located in Russia. These actions may lead to higher ticket prices, flight cancellations, longer routes, fewer diversion airports (*i.e.*, airports along a route where a plane can land safely if it is diverted), a decreased demand for travel, and the permanent loss of property for Western companies that leased aircraft to Russian airlines. Increased costs and reduced supply of certain metals exported from Russia, such as titanium, may also slow the production of aircraft and engines, making it more difficult for Airline Companies to increase passenger capacity and repair or upgrade their aircraft. These and any related events could significantly and adversely affect the Fund's performance and the value of an investment in the Fund.

- **Concentration in Cargo Companies Risk** (*U.S. Global Sea to Sky Cargo ETF (the "Sea ETF") only*). The Index, and consequently the Fund, is expected to concentrate its investments (*i.e.*, hold more than 25% of its total assets) in the securities of Cargo Companies. As a result, the value of the Fund's shares may rise and fall more than the value of shares of a fund that invests in securities of companies in a broader range of industries. In addition, at times, the marine shipping, port/harbor operators, and air freight/courier industries may be out of favor and underperform other industries or groups of industries or the market as a whole.

Cargo Companies may be adversely affected by a downturn in economic conditions that can result in decreased demand for marine shipping and air freight. Due to the discretionary nature of consumer spending on many goods that are shipped by air or sea, Cargo Companies' revenues are heavily influenced by the condition of the U.S. economy and economies in other regions of the world. Cargo Companies may also be significantly affected by changes in fuel or oil prices, which may be very volatile. Due to the competitive nature of the marine shipping and air freight industries, Cargo Companies may not be able to pass on increased fuel prices to customers by increasing fees or prices. Cargo Companies may also be significantly affected by the imposition of tariffs, trade wars, and/or changes in labor relations or availability, insurance costs, and the imposition by the United States or other countries of taxes or tariffs applicable to ship or aircraft equipment.

Cargo Companies may also be highly dependent on aircraft, ships, or related equipment from a small number of suppliers, and consequently, issues affecting the availability, reliability, safety, or longevity of such aircraft, ships, or equipment (*e.g.*, the inability of a supplier to meet aircraft demand or the grounding of an aircraft due to safety concerns) may have a significant effect on the operations and profitability of Cargo Companies. Cargo Companies may be greatly affected by changes in statutes or regulations of the United States or other countries, which may affect levels of competition, the cost of providing marine shipping or air freight services, or the prices that they can charge customers. Cargo Companies are also subject to disruptions that may be caused by cyberattacks on their businesses, operations, or third-party companies on which they depend for part of their operations.

Additionally, marine shipping and port/harbor operating companies are subject to volatile fluctuations in the price and supply of steel, raw materials, and other products transported by containerships. In particular, a decreased demand for coal shipping resulting from a shift to cleaner fuel sources may negatively impact Cargo Companies. In addition, international politics and conflicts, changes in seaborne transportation patterns, changes to marine shipping and air freight routes, weather patterns and events, including hurricane activity and other natural disasters, maritime accidents, canal closures, port congestion, spill events, embargoes, acts of terrorism or piracy, and labor strikes, can significantly affect Cargo Companies involved in the maritime shipping of crude oil, dry bulk, and container cargo. Marine shipping and port/harbor operating companies are also subject to numerous safety, environmental, and other laws and regulations that impact their operations, are costly to comply with, and could expose them to materially adverse liabilities. Marine shipping and port/harbor operating companies may be negatively affected by capacity constraints at ports or a lack of available labor.

Air freight and courier companies are subject to the additional risk that a small number of companies may represent a large portion of the industry, and these companies can be particularly sensitive to adverse economic, regulatory, or financial developments. The air freight industry can also be significantly affected by policies of various domestic and foreign governments, which can affect the profitability of individual carriers as well as the entire industry. Air freight companies may also be affected by a significant reduction on the number of aircraft that are in current operation, which may limit an air freight company's ability to take advantage of increased demand.

In addition, the Russian invasion of Ukraine and the resulting Russian sanctions by Western countries, including the United States, Canada, European Union, Japan, United Kingdom, and others, as well as retaliatory measures by Russia, may have a significant impact on Cargo Companies. Bans on oil and energy imports from Russia, as well as commitments to phase out such imports in the near future, by certain Western countries may increase the costs of fuel for shipping and air freight. In addition, certain Western nations have closed their ports and airspace to all Russian cargo ships and airlines, as well as Russian-owned and Russian-operated shipping vessels and aircraft. In response, Russia has closed its ports and airspace to certain Western vessels and aircraft. These actions may lead to higher shipping costs, longer routes, and fewer diversion ports and airports (*i.e.*, ports and airports along a route where a ship or plane can be diverted safely in the case of an emergency). Increased costs and reduced supply of certain metals exported from Russia, such as titanium, may also slow the production of shipping vessels, aircraft and engines, making it more difficult for Cargo Companies to increase shipping or freight capacity and repair or upgrade their fleet. These and any related events could significantly and adversely affect the Fund's performance and the value of an investment in the Fund.

- **Concentration Risk.** Each Fund may be susceptible to an increased risk of loss, including losses due to adverse occurrences affecting the Fund more than the market as a whole, to the extent that the Fund's investments are concentrated in the securities of a particular issuer or issuers, country, group of countries, region, market, industry, group of industries, sector or asset class. In addition, at times, a Fund may concentrate in an industry that is out of favor and underperforms other industries or groups of industries or the market as a whole.
- **Currency Exchange Rate Risk.** Changes in currency exchange rates and the relative value of non-U.S. currencies will affect the value of the Funds' investments and the value of your Shares. Because the Funds' NAV is determined on the basis of U.S. dollars, the U.S. dollar value of your investment in the Funds may go down if the value of the local currency of the non-U.S. markets in which the Funds invest depreciates against the U.S. dollar. This is true even if the local currency value of securities in the Funds' holdings goes up. Conversely, the dollar value of your investment in the Funds may go up if the value of the local currency appreciates against the U.S. dollar. The value of the U.S. dollar measured against other currencies is influenced by a variety of factors. These factors include: national debt levels and trade deficits, changes in balances of payments and trade, domestic and foreign interest and inflation rates, global or regional political, economic or financial events, monetary policies of governments, actual or potential government intervention, and global energy prices. Political instability, the possibility of government intervention and restrictive or opaque business and investment policies may also reduce the value of a country's currency. Government monetary policies and the buying or selling of currency by a country's government may also influence exchange rates. Currency exchange rates can be very volatile and can change quickly and unpredictably. As a result, the value of an investment in the Funds may change quickly and without warning, and you may lose money.
- **Depository Receipt Risk.** The Funds may hold the securities of non-U.S. companies in the form of ADRs and Global Depository Receipts ("GDRs"). ADRs are negotiable certificates issued by a U.S. financial institution that represent a specified number of shares in a foreign stock and trade on a U.S. national securities exchange, such as the New York Stock Exchange ("NYSE"). Sponsored ADRs are issued with the support of the issuer of the foreign stock underlying the ADRs and carry all of the rights of common shares, including voting rights. GDRs are similar to ADRs, but may be issued in bearer form and are typically offered for sale globally and held by a foreign branch of an international bank. The underlying issuers of certain depository receipts, particularly unsponsored or unregistered depository receipts, are under no obligation to distribute shareholder communications to the holders of such receipts, or to pass through to them any voting rights with respect to the deposited securities. Issuers of unsponsored depository receipts are not contractually obligated to disclose material information in the U.S. and, therefore, such information may not correlate to the market value of the unsponsored depository receipt. The underlying securities of the ADRs and GDRs in a Fund's portfolio are usually denominated or quoted in currencies other than the U.S. Dollar. As a result, changes in foreign currency exchange rates may affect the value of a Fund's portfolio. In addition, because the underlying securities of ADRs and GDRs trade on foreign exchanges at times when the U.S. markets are not open for trading, the value of the securities underlying the ADRs and GDRs may change materially at times when the U.S. markets are not open for trading, regardless of whether there is an active U.S. market for the shares.
- **Emerging Markets Risk.** Investments in securities and instruments traded in developing or emerging markets, or that provide exposure to such securities or markets, can involve additional risks relating to political, economic, or regulatory conditions not associated with investments in U.S. securities and instruments. For example, developing and emerging markets

may be subject to (i) greater market volatility, (ii) lower trading volume and liquidity, (iii) greater social, political and economic uncertainty, (iv) governmental controls on foreign investments and limitations on repatriation of invested capital, (v) lower disclosure, corporate governance, auditing and financial reporting standards, (vi) fewer protections of property rights, (vii) restrictions on the transfer of securities or currency, and (viii) settlement and trading practices that differ from those in U.S. markets. Each of these factors may impact the ability of the Funds to buy, sell or otherwise transfer securities, adversely affect the trading market and price for Shares and cause the Funds to decline in value.

- *Capital Controls and Sanctions Risk.* Economic conditions, such as volatile currency exchange rates and interest rates, political events, military action and other conditions may, without prior warning, lead to government intervention (including intervention by the U.S. government with respect to foreign governments, economic sectors, foreign companies and related securities and interests) and the imposition of capital controls and/or sanctions, which may also include retaliatory actions of one government against another government, such as seizure of assets. Capital controls and/or sanctions include the prohibition of, or restrictions on, the ability to transfer currency, securities or other assets. Levies may be placed on profits repatriated by foreign entities (such as the Funds). Capital controls and/or sanctions may also impact the ability of the Funds to buy, sell or otherwise transfer securities or currency, negatively impact the value and/or liquidity of such instruments, adversely affect the trading market and price for Shares, and cause the Funds to decline in value.
- *Geopolitical Risk.* Some countries and regions in which the Funds invest have experienced security concerns, war or threats of war and aggression, terrorism, economic uncertainty, natural and environmental disasters and/or systemic market dislocations that have led, and in the future may lead, to increased short-term market volatility and may have adverse long-term effects on the U.S. and world economies and markets generally. Such geopolitical and other events may also disrupt securities markets and, during such market disruptions, the Funds' exposure to the other risks described herein will likely increase. Each of the foregoing may negatively impact the Funds' investments.
- **Equity Market Risk.** Common stocks are susceptible to general stock market fluctuations and to volatile increases and decreases in value as market confidence in and perceptions of their issuers change. These investor perceptions are based on various and unpredictable factors including: expectations regarding government, economic, monetary and fiscal policies; inflation and interest rates; economic expansion or contraction; local, regional or global events such as acts of terrorism or war, including Russia's invasion of Ukraine; and global or regional political, economic, public health, and banking crises. If you held common stock, or common stock equivalents, of any given issuer, you would generally be exposed to greater risk than if you held preferred stocks and debt obligations of the issuer because common stockholders, or holders of equivalent interests, generally have inferior rights to receive payments from issuers in comparison with the rights of preferred stockholders, bondholders, and other creditors of such issuers.

Beginning in the first quarter of 2020, financial markets in the United States and around the world experienced extreme and, in many cases, unprecedented volatility and severe losses due to the global pandemic caused by COVID-19, a novel coronavirus. The pandemic resulted in a wide range of social and economic disruptions, including closed borders, voluntary or compelled quarantines of large populations, stressed healthcare systems, reduced or prohibited domestic or international travel, and supply chain disruptions affecting the United States and many other countries. Some sectors of the economy and individual issuers experienced particularly large losses as a result of these disruptions. Although the immediate effects of the COVID-19 pandemic have begun to dissipate, global markets and economies continue to contend with the ongoing and long-term impact of the COVID-19 pandemic and the resultant market volatility and economic disruptions. It is unknown how long circumstances related to the pandemic will persist, whether they will reoccur in the future, whether efforts to support the economy and financial markets will be successful, and what additional implications may follow from the pandemic. The impact of these events and other epidemics or pandemics in the future could adversely affect Fund performance.

- **ETF Risks.** Each Fund is an ETF, and, as a result of an ETF's structure, is exposed to the following risks:
 - *Authorized Participants, Market Makers, and Liquidity Providers Concentration Risk.* Each Fund has a limited number of financial institutions that may act as APs. In addition, there may be a limited number of market makers and/or liquidity providers in the marketplace. To the extent either of the following events occur, Shares may trade at a material discount to NAV and possibly face delisting: (i) APs exit the business or otherwise become unable to process creation and/or redemption orders and no other APs step forward to perform these services, or (ii) market makers and/or liquidity providers exit the business or significantly reduce their business activities and no other entities step forward to perform their functions.
 - *Costs of Buying or Selling Shares.* Investors buying or selling Shares in the secondary market will pay brokerage commissions or other charges imposed by brokers, as determined by that broker. Brokerage commissions are often a fixed amount and may be a significant proportional cost for investors seeking to buy or sell relatively small amounts of Shares. In addition, secondary market investors will also incur the cost of the difference between the price at which an

investor is willing to buy Shares (the “bid” price) and the price at which an investor is willing to sell Shares (the “ask” price). This difference in bid and ask prices is often referred to as the “spread” or “bid/ask spread.” The bid/ask spread varies over time for Shares based on trading volume and market liquidity, and is generally lower if Shares have more trading volume and market liquidity and higher if Shares have little trading volume and market liquidity. Further, a relatively small investor base in a Fund, asset swings in a Fund and/or increased market volatility may cause increased bid/ask spreads. Due to the costs of buying or selling Shares, including bid/ask spreads, frequent trading of Shares may significantly reduce investment results and an investment in Shares may not be advisable for investors who anticipate regularly making small investments.

- *Shares May Trade at Prices Other Than NAV.* As with all ETFs, Shares may be bought and sold in the secondary market at market prices. Although it is expected that the market price of Shares will approximate a Fund’s NAV, there may be times when the market price of Shares is more than the NAV intra-day (premium) or less than the NAV intra-day (discount) due to supply and demand of Shares or during periods of market volatility. This risk is heightened in times of market volatility, periods of steep market declines, and periods when there is limited trading activity for Shares in the secondary market, in which case such premiums or discounts may be significant. Because securities held by the Funds may trade on foreign exchanges that are closed when such Fund’s primary listing exchange is open, each such Fund is likely to experience premiums and discounts greater than those of domestic ETFs.
- *Trading.* Although Shares are listed for trading on the Exchange and may be listed or traded on U.S. and non-U.S. stock exchanges other than the Exchange, there can be no assurance that an active trading market for such Shares will develop or be maintained. Trading in Shares may be halted due to market conditions or for reasons that, in the view of the Exchange, make trading in Shares inadvisable. In addition, trading in Shares on the Exchange is subject to trading halts caused by extraordinary market volatility pursuant to Exchange “circuit breaker” rules, which temporarily halt trading on the Exchange when a decline in the S&P 500® Index during a single day reaches certain thresholds (e.g., 7%, 13%, and 20%). Additional rules applicable to the Exchange may halt trading in Shares when extraordinary volatility causes sudden, significant swings in the market price of Shares. There can be no assurance that Shares will trade with any volume, or at all, on any stock exchange. In stressed market conditions, the liquidity of Shares may begin to mirror the liquidity of a Fund’s underlying portfolio holdings, which can be significantly less liquid than Shares.
- **Foreign Securities Risk.** Investments in non-U.S. securities involve certain risks that may not be present with investments in U.S. securities. For example, investments in non-U.S. securities may be subject to risk of loss due to foreign currency fluctuations or to political or economic instability. There may be less information publicly available about a non-U.S. issuer than a U.S. issuer. Non-U.S. issuers may be subject to different accounting, auditing, financial reporting and investor protection standards than U.S. issuers. Investments in non-U.S. securities may be subject to withholding or other taxes and may be subject to additional trading, settlement, custodial, and operational risks. With respect to certain countries, there is the possibility of government intervention and expropriation or nationalization of assets. Because legal systems differ, there is also the possibility that it will be difficult to obtain or enforce legal judgments in certain countries. Since foreign exchanges may be open on days when a Fund does not price its Shares, the value of the securities in a Fund’s portfolio may change on days when shareholders will not be able to purchase or sell the Fund’s Shares. Conversely, Shares may trade on days when foreign exchanges are closed. Each of these factors can make investments in a Fund more volatile and potentially less liquid than other types of investments.
- **Geographic Investment Risk.** To the extent that a Fund invests a significant portion of its assets in the securities of companies of a single country or region outside the United States or lists and trades its shares on a foreign exchange, it is more likely to be impacted by events or conditions affecting that country or region. For example, political and economic conditions and changes in regulatory, tax, or economic policy in a country could significantly affect the market in that country and in surrounding or related countries and have a negative impact on a Fund’s performance. Currency developments or restrictions, political and social instability, and changing economic conditions have resulted in significant market volatility.
 - *Australia-Specific Risk (Miners ETF only).* Because investments in the metals and mining industry may be geographically concentrated in Australian companies or companies that have a significant presence in Australia, the Fund may be subject to regulatory, political, currency, security, and economic risk specific to Australia. The Australian economy is heavily dependent on exports from the agricultural and mining sectors. As a result, the Australian economy is susceptible to fluctuations in the commodity markets. The Australian economy is also becoming increasingly dependent on its growing services industry. The Australian economy is dependent on trading with key trading partners, including the United States, China, Japan, Singapore, and certain European countries. Reduction in spending on Australian products and services, or changes in any of the economies, may cause an adverse impact on the Australian economy. The agricultural and mining sectors of Australia’s economy account for the majority of its exports. Australia is susceptible to fluctuations in the commodity markets and, in particular, in the price and demand for agricultural products and natural resources. Any negative changes in these sectors could have an adverse impact on the Australian economy.

Additionally, Australia is located in a part of the world that has historically been prone to natural disasters, such as hurricanes and droughts, and is economically sensitive to environmental events. Any such event may adversely impact the Australian economy, causing an adverse impact on the value of the Fund's Australian securities.

- *Canada-Specific Risk (Miners ETF only)*. Because investments in the metals and mining industry may be geographically concentrated in Canadian companies or companies that have a significant presence in Canada, investment results could be dependent on the financial condition of the Canadian economy. The Canadian economy is reliant on the sale of natural resources and commodities, which can pose risks such as the fluctuation of prices and the variability of demand for exportation of such products. Changes in spending on Canadian products by the economies of other countries or changes in any of these economies may cause a significant impact on the Canadian economy.
- *China- and Hong Kong-Specific Risk (Sea ETF only)*. The economies of China and Hong Kong are subject to a considerable degree of economic, political and social instability:
 - *Political and Social Risk*: The Chinese government is authoritarian and has periodically used force to suppress civil dissent. Disparities of wealth and the pace of economic liberalization may lead to social turmoil, violence and labor unrest. In addition, China continues to experience disagreements related to integration with Hong Kong and religious and nationalist disputes in Tibet and Xinjiang. There is also a greater risk in China than in many other countries of currency fluctuations, currency convertibility, interest rate fluctuations and higher rates of inflation as a result of internal social unrest or conflicts with other countries. Unanticipated political or social developments may result in sudden and significant investment losses. China's growing income inequality and worsening environmental conditions also are factors that may affect the Chinese economy. China is also vulnerable economically to the impact of a public health crisis, which could depress consumer demand, reduce economic output, and potentially lead to market closures, travel restrictions, and quarantines, all of which would negatively impact China's economy and could affect the economies of its trading partners.
 - *Government Control and Regulations*: The Chinese government has implemented significant economic reforms in order to liberalize trade policy, promote foreign investment in the economy, reduce government control of the economy and develop market mechanisms. There can be no assurance these reforms will continue or that they will be effective. Despite recent reform and privatizations, significant regulation of investment and industry is still pervasive, and the Chinese government may restrict foreign ownership of Chinese corporations and/or repatriate assets. Chinese markets generally continue to experience inefficiency, volatility and pricing anomalies that may be connected to governmental influence, a lack of publicly-available information and/or political and social instability.
 - *Economic Risk*: The Chinese economy has grown rapidly during the past several years and there is no assurance that this growth rate will be maintained. In fact, the Chinese economy may experience a significant slowdown as a result of, among other things, a deterioration in global demand for Chinese exports, as well as contraction in spending on domestic goods by Chinese consumers. In addition, China may experience substantial rates of inflation or economic recessions, which would have a negative effect on the economy and securities market. Delays in enterprise restructuring, slow development of well-functioning financial markets and widespread corruption have also hindered performance of the Chinese economy. China continues to receive substantial pressure from trading partners to liberalize official currency exchange rates. Chinese companies are subject to the risk that the U.S. government or other governments may sanction Chinese issuers or otherwise prohibit U.S. persons or funds from investing in certain Chinese issuers and a lack of transparency with respect to economic activity and transactions in China. Recent developments in relations between the United States and China have heightened concerns of increased tariffs and restrictions on trade between the two countries. It is unclear whether further tariffs and sanctions may be imposed or other escalating actions may be taken in the future.
 - *Expropriation Risk*: The Chinese government maintains a major role in economic policymaking, and investing in China involves risk of loss due to expropriation, nationalization, confiscation of assets and property, or the imposition of restrictions on foreign investments and on repatriation of capital invested.
 - *Hong Kong Political Risk*: Hong Kong reverted to Chinese sovereignty on July 1, 1997 as a Special Administrative Region (SAR) of the PRC under the principle of "one country, two systems." Although China is obligated to maintain the current capitalist economic and social system of Hong Kong through June 30, 2047, the continuation of economic and social freedoms enjoyed in Hong Kong is dependent on the government of China. Any attempt by China to tighten its control over Hong Kong's political, economic, legal or social policies may result in an adverse effect on Hong Kong's markets. In addition, the Hong Kong dollar trades at a fixed exchange rate in relation to (or, is "pegged" to) the U.S. dollar, which has contributed to the growth and stability of the Hong Kong economy. However, it is uncertain how long the currency peg will continue or what effect the establishment of an alternative

exchange rate system would have on the Hong Kong economy. Because the Fund's NAV is denominated in U.S. dollars, the establishment of an alternative exchange rate system could result in a decline in the Fund's NAV.

- *Variable Interest Equity Investment Risk:* For purposes of raising capital offshore on exchanges outside of China, including on U.S. exchanges, many Chinese-based operating companies are structured as VIEs. In this structure, the Chinese-based operating company is the VIE and establishes a shell company in a foreign jurisdiction, such as the Cayman Islands. The shell company lists on a foreign exchange and enters into contractual arrangements with the VIE. This structure allows Chinese companies in which the government restricts foreign ownership to raise capital from foreign investors. While the shell company has no equity ownership of the VIE, these contractual arrangements permit the shell company to consolidate the VIE's financial statements with its own for accounting purposes and provide for economic exposure to the performance of the underlying Chinese operating company. Therefore, an investor in the listed shell company, such as the Fund, will have exposure to the Chinese-based operating company only through contractual arrangements and has no ownership in the Chinese-based operating company. Furthermore, because the shell company only has specific rights provided for in these service agreements with the VIE, its abilities to control the activities at the Chinese-based operating company are limited and the operating company may engage in activities that negatively impact investment value.

While the VIE structure has been widely adopted, it is not formally recognized under Chinese law and therefore there is a risk that the Chinese government could prohibit the existence of such structures or negatively impact the VIE's contractual arrangements with the listed shell company by making them invalid. If these contracts were found to be unenforceable under Chinese law, investors in the listed shell company, such as the Fund, may suffer significant losses with little or no recourse available. If the Chinese government determines that the agreements establishing the VIE structures do not comply with Chinese law and regulations, including those related to restrictions on foreign ownership, it could subject a Chinese-based issuer to penalties, revocation of business and operating licenses, or forfeiture of ownership interest. In addition, the listed shell company's control over a VIE may also be jeopardized if a natural person who holds the equity interest in the VIE breaches the terms of the agreement, is subject to legal proceedings or if any physical instruments for authenticating documentation, such as chops and seals, are used without the Chinese-based issuer's authorization to enter into contractual arrangements in China. Chops and seals, which are carved stamps used to sign documents, represent a legally binding commitment by the company. Moreover, any future regulatory action may prohibit the ability of the shell company to receive the economic benefits of the Chinese-based operating company, which may cause the value of the Fund's investment in the listed shell company to suffer a significant loss. For example, in 2021, the Chinese government prohibited use of the VIE structure for investment in after-school tutoring companies. There is no guarantee that the government will not place similar restrictions on other industries.

- *Europe-Specific Risk (Sea ETF only).* The economies of Europe are highly dependent on each other, both as key trading partners and as in many cases as fellow members maintaining the euro. Reduction in trading activity among European countries may cause an adverse impact on each nation's individual economies. European countries that are part of the Economic and Monetary Union of the EU are required to comply with restrictions on inflation rates, deficits, interest rates, debt levels, and fiscal and monetary controls, each of which may significantly affect every country in Europe. Decreasing imports or exports, changes in governmental or EU regulations on trade, changes in the exchange rate of the euro, the default or threat of default by an EU member country on its sovereign debt, and recessions in an EU member country may have a significant adverse effect on the economies of EU member countries and their trading partners. Recent market events affecting several of the EU member countries have adversely affected the sovereign debt issued by those countries, and ultimately may lead to a decline in the value of the euro. A significant decline in the value of the euro may produce unpredictable effects on trade and commerce generally and could lead to increased volatility in financial markets worldwide.

The United Kingdom ("UK") formally exited from the EU on January 31, 2020 (known as "Brexit"), and effective December 31, 2020, the UK ended a transition period during which it continued to abide by the EU's rules and the UK's trade relationships with the EU were generally unchanged. Following this transition period, the impact on the UK and European economies and the broader global economy could be significant, resulting in negative impacts, such as increased volatility and illiquidity, potentially lower economic growth on markets in the UK, Europe, and globally, and changes in legal and regulatory regimes to which certain Fund assets are or become subject, any of which may adversely affect the value of Fund investments.

The effects of Brexit will depend, in part, on agreements the UK negotiates to retain access to EU markets, including, but not limited to, current trade and finance agreements. Brexit could lead to legal and tax uncertainty and potentially divergent national laws and regulations, as the UK determines which EU laws to replace or replicate. The extent of the impact of the withdrawal negotiations in the UK and in global markets, as well as any associated adverse consequences,

remain unclear, and the uncertainty may have a significant negative effect on the value of a Fund investments. If one or more other countries were to exit the EU or abandon the use of the euro as a currency, the value of investments tied to those countries or the euro could decline significantly and unpredictably.

Russia's large-scale invasion of Ukraine on February 24, 2022 has led to various countries imposing economic sanctions on certain Russian individuals and Russian corporate and banking entities. A number of jurisdictions have also instituted broader sanctions on Russia, including banning Russia from global payments systems that facilitate cross-border payments. In response, the government of Russia has imposed capital controls to restrict movements of capital entering and exiting the country. As a result, the value and liquidity of Russian securities and the Russian currency have experienced significant declines. Further, as of the date of this Prospectus, the Russian securities markets effectively remain closed for trading by foreign investors and have not been open to foreign investors since February 28, 2022. Russia's military incursion and resulting sanctions could have a severe adverse effect on both regional and global economies, which in turn could affect the value of the Fund's investments.

- *Japan-Specific Risk (Sea ETF only)*. The Japanese economy may be subject to considerable degrees of economic, political and social instability, which could have a negative impact on Japanese securities and markets. While the Japanese economy has recently emerged from a prolonged economic downturn, Japan's economic growth rate may remain relatively low in the future. In addition, Japan is subject to the risk of natural disasters, such as earthquakes, volcanoes, typhoons and tsunamis. Additionally, decreasing U.S. imports, new trade regulations, changes in the U.S. dollar exchange rates, a recession in the United States or continued increases in foreclosure rates may have an adverse impact on the economy of Japan. Japan also has few natural resources, and any fluctuation or shortage in the commodity markets could have a negative impact on Japanese securities and markets.
- *South Africa-Specific Risk (Miners ETF only)*. Because investments in the metals and mining industry may be geographically concentrated in South African companies or companies that have a significant presence in South Africa, investment results could be dependent on the financial condition of the South African economy. South Africa's economy exhibits characteristics of both a developed country and a developing country and has historically experienced extremely uneven distribution of wealth and income and high rates of unemployment. The securities markets in South Africa are subject to greater risks associated with market volatility, lower market capitalization, lower trading volume, illiquidity, inflation, greater price fluctuations, uncertainty regarding the existence of trading markets, governmental control, and heavy regulation of labor and industry. In addition, South Africa's currency has at times been at risk of devaluation due to inadequate foreign currency reserve. While economic reforms have been enacted in recent periods, there can be no assurance that these reforms will achieve the intended results. Furthermore, adverse social and economic conditions in a neighboring country may have a significant adverse effect on South Africa. Additionally, the agriculture and mining sectors of South Africa's economy account for a large portion of its exports, and thus the South African economy is susceptible to fluctuations in these commodity markets. South Africa is located in a part of the world that has historically been prone to natural disasters, such as droughts, and is economically sensitive to environmental events. Any such event may adversely impact South Africa's economy or business operations of companies in South Africa, causing an adverse impact on the value of the Fund.
- **Gold and Precious Metals Risk (Miners ETF only)**. The Fund will be sensitive to changes in, and its performance will depend to a greater extent on, the overall condition of the metals and mining industry. Competitive pressures may have a significant effect on the financial condition of companies in such industry. Also, such companies are highly dependent on the price of certain precious metals. These prices may fluctuate substantially over short periods of time, so the Fund's Share price may be more volatile than other types of investments. The prices of precious metals rise and fall in response to many factors, including: economic cycles; changes in inflation or expectations about inflation in various countries; interest rates; currency fluctuations; metal sales by governments, central banks, or international agencies; investment speculation; resource availability; fluctuations in industrial and commercial supply and demand; government regulation of the metals and materials industries; and government prohibitions or restrictions on the private ownership of certain precious and rare metals. The Index measures the performance of equity securities of Precious Metals Companies and does not measure the performance of direct investment in precious metals. Consequently, the Fund's Share price may not move in the same direction and to the same extent as the spot prices of precious metals.

In times of stable economic growth, traditional equity and debt investments could offer greater appreciation potential, and the value of precious metals may be adversely affected, which could in turn affect the Fund's returns. The production and sale of precious metals by governments, central banks, or other large holders can be affected by various economic, financial, social, and political factors, which may be unpredictable and may have a significant impact on the supply and prices of precious metals. Economic and political conditions in those countries that are the largest producers of precious metals may have a direct effect on the production and marketing of such metals and on sales of central bank holdings. Some precious metals mining operation companies may hedge their exposure to falls in precious metals prices by selling forward future production,

which may result in lower returns during periods when the price of precious metals increases. The precious metals industry can be significantly affected by events relating to international political developments, the success of exploration projects, commodity prices, and tax and government regulations. If a natural disaster or other event with a significant economic impact occurs in a region where the companies in which the Fund invests operate, such disaster or event could negatively affect the profitability of such companies and, in turn, the Fund's investment in them.

- **Index Provider Risk.** There is no assurance that the Index Provider, or any agents that act on its behalf, will compile the Index accurately, or that the Index will be determined, maintained, constructed, reconstituted, rebalanced, composed, calculated or disseminated accurately. The Adviser relies upon the Index Provider and its agents to compile, determine, maintain, construct, reconstitute, rebalance, compose, calculate (or arrange for an agent to calculate), and disseminate the Index accurately. Any losses or costs associated with errors made by the Index Provider or its agents generally will be borne by the Fund and its shareholders. To correct any such error, the Index Provider or its agents may carry out an unscheduled rebalance of the Index or other modification of Index constituents or weightings. When the Fund in turn rebalances its portfolio, any transaction costs and market exposure arising from such portfolio rebalancing will be borne by the Fund and its shareholders. Unscheduled rebalances also expose the Fund to additional tracking error risk. Errors in respect of the quality, accuracy, and completeness of the data used to compile the Index may occur from time to time and may not be identified and corrected by the Index Provider for a period of time or at all, particularly where the Index is less commonly used as a benchmark by funds or advisers. For example, during a period where the Index contains incorrect constituents, the Fund tracking the Index would have market exposure to such constituents and would be underexposed to the Index's other constituents. Such errors may negatively impact the Fund and its shareholders. The Index Provider and its agents rely on various sources of information to assess the criteria of issuers included in the Index, including information that may be based on assumptions and estimates. Neither the Fund nor the Adviser can offer assurances that the Index's calculation methodology or sources of information will provide an accurate assessment of included issuers.
- **Limited Operating History Risk** (*Sea ETF only*). The Fund is a recently organized investment company with a limited operating history. As a result, prospective investors have a limited track record or history on which to base their investment decision.
- **Market Capitalization Risk**
 - *Large-Capitalization Investing.* The securities of large-capitalization companies may be relatively mature compared to smaller companies and therefore subject to slower growth during times of economic expansion. Large-capitalization companies may also be unable to respond quickly to new competitive challenges, such as changes in technology and consumer tastes.
 - *Mid-Capitalization Investing.* The securities of mid-capitalization companies may be more vulnerable to adverse issuer, market, political, or economic developments than securities of large-capitalization companies, but they may also be subject to slower growth than small-capitalization companies during times of economic expansion. The securities of mid-capitalization companies generally trade in lower volumes and are subject to greater and more unpredictable price changes than large capitalization stocks or the stock market as a whole, but they may also be nimbler and more responsive to new challenges than large-capitalization companies. Some mid-capitalization companies have limited product lines, markets, financial resources, and management personnel and tend to concentrate on fewer geographical markets relative to large-capitalization companies.
 - *Small-Capitalization Investing* (*Miners ETF and Sea ETF only*). The securities of small-capitalization companies may be more vulnerable to adverse issuer, market, political, or economic developments than securities of larger-capitalization companies. The securities of small-capitalization companies generally trade in lower volumes and are subject to greater and more unpredictable price changes than larger capitalization stocks or the stock market as a whole. Some small capitalization companies have limited product lines, markets, and financial and managerial resources and tend to concentrate on fewer geographical markets relative to larger capitalization companies. There is typically less publicly available information concerning smaller-capitalization companies than for larger, more established companies. Small-capitalization companies also may be particularly sensitive to changes in interest rates, government regulation, borrowing costs and earnings.
- **Non-Diversification Risk.** Each Fund is considered to be non-diversified, which means that it may invest more of its assets in the securities of a single issuer or a smaller number of issuers than if it were a diversified fund. As a result, a Fund may be more exposed to the risks associated with and developments affecting an individual issuer or a smaller number of issuers than a fund that invests more widely. This may increase a Fund's volatility and cause the performance of a relatively smaller number of issuers to have a greater impact on such Fund's performance. However, each Fund intends to satisfy the diversification requirements for qualifying as a RIC under Subchapter M of the Code.

- **Passive Investment Risk.** Each Fund invests in the securities included in, or representative of, its Index regardless of their investment merit. Each Fund does not attempt to outperform its Index or take defensive positions in declining markets. As a result, a Fund's performance may be adversely affected by a general decline in the market segments relating to its Index. The returns from the types of securities in which a Fund invests may underperform returns from the various general securities markets or different asset classes. This may cause a Fund to underperform other investment vehicles that invest in different asset classes. Different types of securities (for example, large-, mid- and small-capitalization stocks) tend to go through cycles of doing better – or worse – than the general securities markets. In the past, these periods have lasted for as long as several years.
- **Portfolio Turnover Risk** (*Miners ETF and Sea ETF only*). The Fund may trade all or a significant portion of the securities in its portfolio in connection with each rebalance and reconstitution of its Index. A high portfolio turnover rate increases transaction costs, which may increase the Fund's expenses. Frequent trading may also cause adverse tax consequences for investors in the Fund due to an increase in short-term capital gains.
- **Securities Lending Risk.** Each Fund may engage in securities lending. A Fund may lose money if the borrower of the loaned securities delays returning in a timely manner or fails to return the loaned securities. Securities lending involves the risk that a Fund could lose money in the event of a decline in the value of collateral provided for loaned securities. In addition, a Fund bears the risk of loss in connection with its investment of the cash collateral it receives from a borrower. To the extent that the value or return of a Fund's investment of the cash collateral declines below the amount owed to the borrower, a Fund may incur losses that exceed the amount it earned on lending the security.
- **Tax Risk.** To qualify for the favorable tax treatment generally available to RICs, the Funds must satisfy, among other requirements described in the SAI, certain diversification requirements. In particular, at the close of each quarter of a Fund's taxable year: (A) at least 50% of the value of its total assets must be represented by cash and cash items, U.S. government securities, securities of other RICs and other securities, with such other securities limited, in respect to any one issuer, to an amount not greater than 5% of the value of the Fund's total assets and that does not represent more than 10% of the outstanding voting securities of such issuer, including the equity securities of a qualified publicly traded partnership, and (B) not more than 25% of the value of its total assets is invested, including through corporations in which the Fund owns a 20% or more voting stock interest, in the securities (other than U.S. government securities or securities of other RICs) of any one issuer or the securities (other than the securities of another RIC) of two or more issuers that the Fund controls and which are engaged in the same or similar trades or businesses or related trades or businesses, or the securities of one or more qualified publicly traded partnerships. While the weighting of the Index is not inconsistent with these rules, given the concentration of the Index in a relatively small number of securities, it may not always be possible for the Funds to fully implement a replication strategy or a representative sampling strategy while satisfying these diversification requirements. The Funds' efforts to satisfy the diversification requirements may affect a Fund's execution of their investment strategy and may cause the Fund's return to deviate from that of the Index, and the Fund's efforts to replicate or represent the Index may cause it inadvertently to fail to satisfy the diversification requirements. If a Fund were to fail to satisfy the diversification requirements, it could be eligible for relief provisions if the failure is due to reasonable cause and not willful neglect and if a penalty tax is paid with respect to each failure to satisfy the applicable requirements. Additionally, relief is provided for certain *de minimis* failures of the diversification requirements where the Fund corrects the failure within a specified period. If a Fund were to fail to qualify as a RIC for a tax year, and the relief provisions are not available, it would be taxed in the same manner as an ordinary corporation, and distributions to its shareholders would not be deductible by the Fund in computing its taxable income. In such case, a Fund's shareholders would be taxed as if they received ordinary dividends, although corporate shareholders could be eligible for the dividends received deduction (subject to certain limitations) and individuals may be able to benefit from the lower tax rates available to qualified dividend income. In addition, a Fund could be required to recognize unrealized gains, pay substantial taxes and interest, and make substantial distributions before requalifying as a RIC.
- **Tracking Error Risk.** As with all index funds, the performance of each Fund and its respective Index may differ from each other for a variety of reasons. For example, the Funds incur operating expenses and portfolio transaction costs not incurred by an Index. In addition, the Funds may not be fully invested in the securities of their respective Index at all times or may hold securities not included in the Index. A Fund may use a representative sampling strategy to achieve its investment objective, if the Fund's Adviser believes it is in the best interest of the Fund, which generally can be expected to produce a greater non-correlation risk.

PORTFOLIO HOLDINGS INFORMATION

Information about the Funds' daily portfolio holdings is available at www.usglobaletfs.com. A description of the Funds' policies and procedures with respect to the disclosure of the Funds' portfolio holdings is available in the Funds' Statement of Additional Information ("SAI").

MANAGEMENT

Investment Adviser

U.S. Global Investors, Inc. (the “Adviser”) has managed various investment portfolios for clients since 1968, including other investment companies. The Adviser is a Texas corporation and is located at 7900 Callaghan Road, San Antonio, Texas 78229.

Jets ETF and Miners ETF

The Adviser serves as the investment adviser and has overall responsibility for the general management and administration of the Jets ETF and the Miners ETF. The Adviser also arranges for transfer agency, custody, fund administration, distribution and all other related services necessary for the Funds to operate.

For the services it provides to the Jets ETF and Miners ETF, the Funds pay the Adviser a unified management fee, which is calculated daily and paid monthly, at an annual rate of 0.60% of each Fund’s average daily net assets. Under the investment advisory agreement, the Adviser has agreed to pay all expenses incurred by the Funds except for interest charges on any borrowings, taxes, brokerage commissions and other expenses incurred in placing orders for the purchase and sale of securities and other investment instruments, acquired fund fees and expenses, accrued deferred tax liability, extraordinary expenses, distribution fees and expenses paid by the Funds under any distribution plan adopted pursuant to Rule 12b-1 under the Investment Company Act of 1940, as amended (the “1940 Act”), and the unified management fee payable to the Adviser.

The basis for the Board’s approval of the investment advisory agreement for the Jets ETF and the Miners ETF is available in the Funds’ [Annual Report](#) to Shareholders for the year ended December 31, 2023.

Sea ETF

Pursuant to an investment advisory agreement between the Trust, on behalf of the Sea ETF, and the Adviser, the Adviser manages and supervises the investment operations and business affairs of the Sea ETF. The Adviser also furnishes the Sea ETF with office space and certain administrative services and provides personnel needed to fulfill its obligations under the Advisory Agreement. For the services it provides to the Fund, the Fund pays the Adviser a management fee, which is calculated daily and paid monthly, at an annual rate of 0.60% of the Fund’s average daily net assets.

The Sea ETF is responsible for its own operating expenses. However, pursuant to an operating expense limitation agreement between the Adviser and the Sea ETF, the Adviser has agreed to waive its management fees and/or reimburse expenses to ensure that the total amount of the Fund’s operating expenses (excluding Excludable Expenses) does not exceed 0.60% for the first \$100 million of the Fund’s average daily net assets and 0.70% for net assets greater than \$100 million. To the extent the Sea ETF incurs Excludable Expenses, Total Annual Fund Operating Expenses After Fee Waiver and/or Expense Reimbursement will exceed the applicable expense limitation. The Adviser may request recoupment of previously waived fees and paid expenses from the Fund for up to three years from the date such fees and expenses were waived or paid, subject to the operating expense limitation agreement, if such reimbursement will not cause the Fund’s total expense ratio to exceed the lesser of: (1) the expense limitation in place at the time of the waiver and/or expense payment; or (2) the expense limitation in place at the time of the recoupment. The Sea ETF must pay its current ordinary operating expenses before the Adviser is entitled to any recoupment of management fees and/or expenses. This operating expense limitation agreement is in effect through at least April 30, 2025, and may be terminated only by, or with the consent of, the Board of Trustees.

The basis for the Board’s approval of the investment advisory agreement for the Sea ETF is available in the Funds’ [Annual Report](#) to Shareholders for the year ended December 31, 2023.

Portfolio Managers

The Funds are managed by a team consisting of the following individuals, each of whom is equally responsible for the day-to-day management of each Fund’s portfolio. Frank E. Holmes, Chief Executive Officer and Director for the Adviser since 1989, has been a portfolio manager of the Jets ETF since its inception in April 2015, of the Miners ETF since its inception in June 2017, and of the Sea ETF since its inception in January 2022. Ralph P. Aldis, CFA, has been a Portfolio Manager for the Adviser since 2001 and a portfolio manager of the Jets ETF since its inception in April 2015, of the Miners ETF since its inception in June 2017, and of the Sea ETF since its inception in January 2022.

The Funds’ SAI provides additional information about the Portfolio Managers’ compensation structure, other accounts managed by the Portfolio Managers, and the Portfolio Managers’ ownership of Shares of each Fund.

HOW TO BUY AND SELL SHARES

Each Fund issues and redeems Shares at NAV only in Creation Units. Only APs may acquire Shares directly from a Fund, and only APs may tender their Shares for redemption directly to a Fund, at NAV. APs must be a member or participant of a clearing agency registered with the SEC and must execute a Participant Agreement that has been agreed to by the Distributor (defined below), and that

has been accepted by a Fund's transfer agent, with respect to purchases and redemptions of Creation Units. Once created, Shares trade in the secondary market in quantities less than a Creation Unit.

Most investors buy and sell Shares in secondary market transactions through brokers. Shares are listed for trading on the secondary market on the Exchange and can be bought and sold throughout the trading day like other publicly traded securities.

When buying or selling Shares through a broker, you will incur customary brokerage commissions and charges, and you may pay some or all of the spread between the bid and the offer price in the secondary market on each leg of a round trip (purchase and sale) transaction. In addition, because secondary market transactions occur at market prices, you may pay more than NAV when you buy Shares and receive less than NAV when you sell those Shares.

Book Entry

Shares are held in book-entry form, which means that no stock certificates are issued. The Depository Trust Company ("DTC") or its nominee is the record owner of all outstanding Shares.

Investors owning Shares are beneficial owners as shown on the records of DTC or its participants. DTC serves as the securities depository for all Shares. DTC's participants include securities brokers and dealers, banks, trust companies, clearing corporations and other institutions that directly or indirectly maintain a custodial relationship with DTC. As a beneficial owner of Shares, you are not entitled to receive physical delivery of stock certificates or to have Shares registered in your name, and you are not considered a registered owner of Shares. Therefore, to exercise any right as an owner of Shares, you must rely upon the procedures of DTC and its participants. These procedures are the same as those that apply to any other securities that you hold in book entry or "street name" through your brokerage account.

Frequent Purchases and Redemptions of Shares

The Funds impose no restrictions on the frequency of purchases and redemptions of Shares. In determining not to approve a written, established policy, the Board evaluated the risks of market timing activities by Fund shareholders. Purchases and redemptions by APs, who are the only parties that may purchase or redeem Shares directly with a Fund, are an essential part of the ETF process and help keep Share trading prices in line with NAV. As such, the Funds accommodate frequent purchases and redemptions by APs. However, the Board has also determined that frequent purchases and redemptions for cash may increase tracking error and portfolio transaction costs and may lead to the realization of capital gains. To minimize these potential consequences of frequent purchases and redemptions, the Funds employ fair value pricing and may impose transaction fees on purchases and redemptions of Creation Units to cover the custodial and other costs incurred by a Fund in effecting trades. In addition, the Funds and the Adviser reserve the right to reject any purchase order at any time.

Determination of Net Asset Value

Each Fund's NAV is calculated as of the scheduled close of regular trading on the New York Stock Exchange ("NYSE"), generally 4:00 p.m. Eastern time, each day the NYSE is open for business. The NAV for each Fund is calculated by dividing the Fund's net assets by its Shares outstanding.

In calculating its NAV, each Fund generally values its assets on the basis of market quotations, last sale prices, or estimates of value furnished by a pricing service or brokers who make markets in such instruments. If such information is not available for a security held by a Fund or is determined to be unreliable, the security will be valued by the Adviser at fair value pursuant to procedures established by the Adviser and approved by the Board (as described below).

Fair Value Pricing

The Adviser has been designated by the Board as the valuation designee for the Funds pursuant to Rule 2a-5 under the 1940 Act. In its capacity as valuation designee, the Adviser has adopted procedures and methodologies to fair value Fund securities whose market prices are not "readily available" or are deemed to be unreliable. For example, such circumstances may arise when: (i) a security has been de-listed or has had its trading halted or suspended; (ii) a security's primary pricing source is unable or unwilling to provide a price; (iii) a security's primary trading market is closed during regular market hours; or (iv) a security's value is materially affected by events occurring after the close of the security's primary trading market. The Board has appointed the Adviser as each Fund's valuation designee to perform all fair valuations of the Funds' portfolio investments, subject to the Board's oversight. Accordingly, the Adviser has established procedures for its fair valuation of each Fund's portfolio investments. Generally, when fair valuing a security held by a Fund, the Adviser will take into account all reasonably available information that may be relevant to a particular valuation including, but not limited to, fundamental analytical data regarding the issuer, information relating to the issuer's business, recent trades or offers of the security, general and/or specific market conditions and the specific facts giving rise to the need to fair value the security. Fair value determinations are made in good faith and in accordance with the fair value methodologies established by the Adviser. Due to the subjective and variable nature of determining the fair value of a security or other investment, there can be no assurance that the Adviser's fair value will match or closely correlate to any market quotation that subsequently becomes available or

the price quoted or published by other sources. In addition, a Fund may not be able to obtain the fair value assigned to the security upon the sale of such security.

Investments by Registered Investment Companies

Section 12(d)(1) of the 1940 Act restricts investments by registered investment companies in the securities of other investment companies, including Shares. Registered investment companies are permitted to invest in a Fund beyond the limits set forth in section 12(d)(1) subject to certain terms and conditions set forth in Rule 12d1-4 under the 1940 Act, including that such investment companies enter into an agreement with a Fund.

Delivery of Shareholder Documents – Householding

Householding is an option available to certain investors of the Funds. Householding is a method of delivery, based on the preference of the individual investor, in which a single copy of certain shareholder documents can be delivered to investors who share the same address, even if their accounts are registered under different names. Householding for the Funds is available through certain broker-dealers. If you are interested in enrolling in householding and receiving a single copy of prospectuses and other shareholder documents, please contact your broker-dealer. If you are currently enrolled in householding and wish to change your householding status, please contact your broker-dealer.

DIVIDENDS, DISTRIBUTIONS AND TAXES

Dividends and Distributions

Each Fund intends to pay out dividends, if any, and distribute any net realized capital gains to its shareholders at least annually. Each Fund will declare and pay capital gain distributions, if any, in cash. Distributions in cash may be reinvested automatically in additional whole Shares only if the broker through whom you purchased Shares makes such option available. Your broker is responsible for distributing the income and capital gain distributions to you.

Taxes

The following discussion is a summary of some important U.S. federal income tax considerations generally applicable to investments in the Funds. Your investment in a Fund may have other tax implications. Please consult your tax advisor about the tax consequences of an investment in Shares, including the possible application of foreign, state, and local tax laws. This summary does not apply to Shares held in an IRA or other tax-qualified plans, which are generally not subject to current tax. Transactions relating to Shares held in such accounts may, however, be taxable at some time in the future. This summary is based on current tax laws, which may change.

Each Fund has elected or intends to elect and intends to qualify each year for treatment as a regulated investment company (“RIC”). If a Fund meets certain minimum distribution requirements, a RIC is not subject to tax at the fund level on income and gains from investments that are timely distributed to shareholders. However, a Fund’s failure to qualify as a RIC or to meet minimum distribution requirements would result (if certain relief provisions were not available) in fund-level taxation and, consequently, a reduction in income available for distribution to shareholders.

Unless your investment in Shares is made through a tax-exempt entity or tax-advantaged account, such as an IRA, you need to be aware of the possible tax consequences when a Fund makes distributions, when you sell your Shares listed on the Exchange, and when you purchase or redeem Creation Units (APs only).

Taxes on Distributions

Each Fund intends to distribute, at least annually, substantially all of its net investment income and net capital gains. For federal income tax purposes, distributions of investment income are generally taxable as ordinary income or qualified dividend income. Taxes on distributions of capital gains (if any) are determined by how long a Fund owned the investments that generated them, rather than how long a shareholder has owned his or her Shares. Sales of assets held by a Fund for more than one year generally result in long-term capital gains and losses, and sales of assets held by a Fund for one year or less generally result in short-term capital gains and losses. Distributions of a Fund’s net capital gain (the excess of net long-term capital gains over net short-term capital losses) that are reported by such Fund as capital gain dividends (“Capital Gain Dividends”) will be taxable as long-term capital gains, which for non-corporate shareholders are subject to tax at reduced rates of up to 20% (lower rates apply to individuals in lower tax brackets). Distributions of short-term capital gain will generally be taxable as ordinary income. Dividends and distributions are generally taxable to you whether you receive them in cash or reinvest them in additional Shares.

Distributions reported by a Fund as “qualified dividend income” are generally taxed to non-corporate shareholders at rates applicable to long-term capital gains, provided holding period and other requirements are met. “Qualified dividend income” generally is income derived from dividends paid by U.S. corporations or certain foreign corporations that are either incorporated in a U.S. possession or eligible for tax benefits under certain U.S. income tax treaties. In addition, dividends that a Fund received in respect of stock of certain foreign corporations may be qualified dividend income if that stock is readily tradable on an established U.S. securities market.

Dividends received by a Fund from an ETF or underlying fund taxable as a RIC may be treated as qualified dividend income generally only to the extent so reported by such ETF or underlying fund. Corporate shareholders may be entitled to a dividends received deduction for the portion of dividends they receive from a Fund that are attributable to dividends received by the Fund from U.S. corporations, subject to certain limitations. Certain of a Fund's investment strategies may limit its ability to make distributions eligible for the reduced rates applicable to qualified dividend income.

Shortly after the close of each calendar year, you will be informed of the amount and character of any distributions received from a Fund.

U.S. individuals with income exceeding specified thresholds are subject to a 3.8% tax on all or a portion of their "net investment income," which includes interest, dividends, and certain capital gains (generally including capital gains distributions and capital gains realized on the sale of Shares). This 3.8% tax also applies to all or a portion of the undistributed net investment income of certain shareholders that are estates and trusts.

In general, your distributions are subject to federal income tax for the year in which they are paid. Certain distributions paid in January, however, may be treated as paid on December 31 of the prior year. Distributions are generally taxable even if they are paid from income or gains earned by a Fund before your investment (and thus were included in the Shares' NAV when you purchased your Shares).

You may wish to avoid investing in a Fund shortly before a dividend or other distribution, because such a distribution will generally be taxable even though it may economically represent a return of a portion of your investment.

If a Fund's distributions exceed its earnings and profits, all or a portion of the distributions made for a taxable year may be recharacterized as a return of capital to shareholders. A return of capital distribution will generally not be taxable, but will reduce each shareholder's cost basis in Shares and result in a higher capital gain or lower capital loss when the Shares are sold. After a shareholder's basis in Shares has been reduced to zero, distributions in excess of earnings and profits in respect of those Shares will be treated as gain from the sale of the Shares.

If you are neither a resident nor a citizen of the United States or if you are a foreign entity, distributions (other than Capital Gain Dividends) paid to you by a Fund will generally be subject to a U.S. withholding tax at the rate of 30%, unless a lower treaty rate applies. Gains from the sale or other disposition of Shares by non-U.S. shareholders generally are not subject to U.S. taxation, unless you are a nonresident alien individual who is physically present in the U.S. for 183 days or more per year. A Fund may, under certain circumstances, report all or a portion of a dividend as an "interest-related dividend" or a "short-term capital gain dividend," which would generally be exempt from this 30% U.S. withholding tax, provided certain other requirements are met. Different tax consequences may result if you are a foreign shareholder engaged in a trade or business within the United States or if a tax treaty applies.

Each Fund (or a financial intermediary, such as a broker, through which a shareholder owns Shares) generally is required to withhold and remit to the U.S. Treasury a percentage (currently 24%) of the taxable distributions and sale proceeds paid to any shareholder who fails to properly furnish a correct taxpayer identification number, who has underreported dividend or interest income, or who fails to certify that the shareholder is not subject to such withholding.

Taxes When Shares are Sold on the Exchange

Provided that a shareholder holds Shares as capital assets, any capital gain or loss realized upon a sale of Shares generally is treated as a long-term capital gain or loss if Shares have been held for more than one year and as a short-term capital gain or loss if Shares have been held for one year or less. However, any capital loss on a sale of Shares held for six months or less is treated as long-term capital loss to the extent of Capital Gain Dividends paid with respect to such Shares. Any loss realized on a sale will be disallowed to the extent Shares of a Fund are acquired, including through reinvestment of dividends, within a 61-day period beginning 30 days before and ending 30 days after the disposition of Shares. The ability to deduct capital losses may be limited.

The cost basis of Shares of a Fund acquired by purchase will generally be based on the amount paid for the Shares and then may be subsequently adjusted for other applicable transactions as required by the Code. The difference between the selling price and the cost basis of Shares generally determines the amount of the capital gain or loss realized on the sale or exchange of Shares. Contact the broker through whom you purchased your Shares to obtain information with respect to the available cost basis reporting methods and elections for your account.

Taxes on Purchases and Redemptions of Creation Units

An AP having the U.S. dollar as its functional currency for U.S. federal income tax purposes who exchanges securities for Creation Units generally recognizes a gain or a loss. The gain or loss will be equal to the difference between the value of the Creation Units at the time of the exchange and the exchanging AP's aggregate basis in the securities delivered, plus the amount of any cash paid for the Creation Units. An AP who exchanges Creation Units for securities will generally recognize a gain or loss equal to the difference

between the exchanging AP's basis in the Creation Units and the aggregate U.S. dollar market value of the securities received, plus any cash received for such Creation Units. The IRS may assert, however, that a loss that is realized upon an exchange of securities for Creation Units may not be currently deducted under the rules governing "wash sales" (for an AP who does not mark-to-market its holdings), or on the basis that there has been no significant change in economic position. APs exchanging securities should consult their own tax advisor with respect to whether the wash sales rule applies and when a loss might be deductible.

A Fund may include a payment of cash in addition to, or in place of, the delivery of a basket of securities upon the redemption of Creation Units. Such Fund may sell portfolio securities to obtain the cash needed to distribute redemption proceeds. This may cause such Fund to recognize investment income and/or capital gains or losses that it might not have recognized if it had completely satisfied the redemption in-kind. As a result, such Fund may be less tax efficient if it includes such a cash payment in the proceeds paid upon the redemption of Creation Units.

Foreign Investments by the Funds

Interest and other income received by a Fund with respect to foreign securities may give rise to withholding and other taxes imposed by foreign countries. Tax conventions between certain countries and the United States may reduce or eliminate such taxes. If as of the close of a taxable year more than 50% of the value of a Fund's assets consists of certain foreign stock or securities, each such Fund will be eligible to elect to "pass through" to investors the amount of foreign income and similar taxes (including withholding taxes) paid by such Fund during that taxable year. This means that investors would be considered to have received as additional income their respective Shares of such foreign taxes, but may be entitled to either a corresponding tax deduction in calculating taxable income, or, subject to certain limitations, a credit in calculating federal income tax. If a Fund does not so elect, each such Fund will be entitled to claim a deduction for certain foreign taxes incurred by such Fund. A Fund (or a financial intermediary, such as a broker, through which a shareholder owns Shares) will notify you if it makes such an election and provide you with the information necessary to reflect foreign taxes paid on your income tax return.

The foregoing discussion summarizes some of the possible consequences under current federal tax law of an investment in each Fund. It is not a substitute for personal tax advice. You also may be subject to state and local tax on Fund distributions and sales of Shares. Consult your personal tax advisor about the potential tax consequences of an investment in Shares under all applicable tax laws. For more information, please see the section entitled "Federal Income Taxes" in the SAI.

DISTRIBUTION

The Distributor, Quasar Distributors, LLC, a wholly-owned subsidiary of Foreside Financial Group, LLC (d/b/a ACA Group), is a broker-dealer registered with the SEC. The Distributor distributes Creation Units for the Funds on an agency basis and does not maintain a secondary market in Shares. The Distributor has no role in determining the policies of the Funds or the securities that are purchased or sold by the Funds. The Distributor's principal address is Three Canal Plaza, Suite 100, Portland, Maine 04101.

The Board has adopted a Distribution and Service Plan (the "Plan") pursuant to Rule 12b-1 under the 1940 Act. In accordance with the Plan, each Fund is authorized to pay an amount up to 0.25% of its average daily net assets each year for certain distribution-related activities and shareholder services.

No Rule 12b-1 fees are currently paid by the Funds, and there are no plans to impose these fees. However, in the event Rule 12b-1 fees are charged in the future, because the fees are paid out of Fund assets, over time these fees will increase the cost of your investment and may cost you more than certain other types of sales charges.

PREMIUM/DISCOUNT INFORMATION

Information regarding how often Shares traded on the Exchange at a price above (*i.e.*, at a premium) or below (*i.e.*, at a discount) the NAV per Share is available, free of charge, on the Funds' website at www.usglobaletfs.com.

ADDITIONAL NOTICES

Shares are not sponsored, endorsed, or promoted by the Exchange. The Exchange makes no representation or warranty, express or implied, to the owners of the Shares or any member of the public regarding the ability of the Funds to track the total return performance of their respective Index or the ability of the Indexes identified herein to track the performance of their constituent securities. The Exchange is not responsible for, nor has it participated in, the determination of the compilation or the calculation of the Indexes, nor in the determination of the timing of, prices of, or quantities of the Shares to be issued, nor in the determination or calculation of the equation by which the Shares are redeemable. The Exchange has no obligation or liability to owners of the Shares in connection with the administration, marketing, or trading of the Shares.

The Exchange does not guarantee the accuracy and/or the completeness of the Indexes or the data included therein. The Exchange makes no warranty, express or implied, as to results to be obtained by the Funds, owners of the Shares, or any other person or entity from the use of the Indexes or the data included therein. The Exchange makes no express or implied warranties, and hereby expressly disclaims all warranties of merchantability or fitness for a particular purpose with respect to the Indexes or the data included therein. Without limiting any of the foregoing, in no event shall the Exchange have any liability for any lost profits or indirect, punitive, special, or consequential damages even if notified of the possibility thereof.

The Adviser, the Index Provider, and the Funds make no representation or warranty, express or implied, to the owners of Shares or any member of the public regarding the advisability of investing in securities generally or in the Funds particularly. The Index Provider is a licensor of certain trademarks, service marks and trade names of the Funds. The Index Provider has no obligation to take the needs of the Funds or the owners of Shares into consideration in determining, composing, or calculating the Index. The Index Provider is not responsible for, and has not participated in, the determination of the timing of, prices of, or quantities of Shares to be issued or in the determination or calculation of the equation by which Shares are redeemable. The Funds and the Adviser do not guarantee the accuracy, completeness, or performance of the Index or the data included therein and shall have no liability in connection with the Index or Index calculation. The Index Calculation Agent maintains and calculates the Index used by the Funds. The Index Calculation Agent shall have no liability for any errors or omissions in calculating the Index.

FINANCIAL HIGHLIGHTS

The financial highlights tables are intended to help you understand each Fund's financial performance for each Fund's five most recent fiscal years (or the life of the Fund, if shorter). Certain information reflects financial results for a single Share. The total returns in the tables represent the rate that an investor would have earned or lost on an investment in a Fund (assuming reinvestment of all dividends and distributions). This information has been audited by Cohen & Company, Ltd., the Funds' independent registered public accounting firm, whose report, along with the Funds' financial statements, is included in the Funds' annual report, which is available upon request.

U.S. Global Jets ETF

FINANCIAL HIGHLIGHTS

For a capital share outstanding throughout the year

	Year Ended December 31,				
	2023	2022	2021	2020	2019
Net asset value, beginning of the year	\$ 17.09	\$ 21.09	\$ 22.36	\$ 31.50	\$ 27.94
INCOME (LOSS) FROM INVESTMENT OPERATIONS:					
Net investment income (loss) ⁽¹⁾	0.01	(0.02)	(0.12)	(0.05)	0.31
Net realized and unrealized gain (loss) on investments	1.96	(3.98)	(1.01)	(9.08)	3.64
Total from investment operations	1.97	(4.00)	(1.13)	(9.13)	3.95
DISTRIBUTIONS TO SHAREHOLDERS:					
Distributions from:					
Net investment income	—	—	—	(0.00) ⁽²⁾	(0.39)
Capital gains	—	—	(0.14)	(0.01)	—
Total distributions to shareholders	—	—	(0.14)	(0.01)	(0.39)
CAPITAL SHARE TRANSACTIONS					
Transaction fees	0.00 ⁽²⁾	0.00 ⁽²⁾	0.00 ⁽²⁾	0.00 ⁽²⁾	—
Net asset value, end of year	\$ 19.06	\$ 17.09	\$ 21.09	\$ 22.36	\$ 31.50
Total return	11.51%	-18.96%	-5.05%	-28.99%	14.10%
SUPPLEMENTAL DATA:					
Net assets at end of year (000's)	\$ 1,686,879	\$ 1,971,734	\$ 3,231,230	\$ 2,903,357	\$ 51,976
RATIOS TO AVERAGE NET ASSETS:					
Expenses to average net assets	0.60%	0.60%	0.60%	0.60%	0.60%
Net investment income (loss) to average net assets	0.04%	-0.12%	-0.50%	-0.28%	1.02%
Portfolio turnover rate ⁽³⁾	44%	43%	54%	88%	31%

⁽¹⁾ Calculated based on average shares outstanding during the year.

⁽²⁾ Represents less than \$0.005 per share.

⁽³⁾ Excludes the impact of in-kind transactions.

U.S. Global GO GOLD and Precious Metal Miners ETF

FINANCIAL HIGHLIGHTS

For a capital share outstanding throughout the year

	Year Ended December 31,				
	2023	2022	2021	2020	2019
Net asset value, beginning of the year	\$ 15.55	\$ 17.88	\$ 19.84	\$ 17.45	\$ 11.40
INCOME (LOSS) FROM INVESTMENT OPERATIONS:					
Net investment income (loss) ⁽¹⁾	0.17	0.23	0.23	0.07	0.06
Net realized and unrealized gain (loss) on investments	1.50	(2.32)	(1.96)	3.54	6.02
Total from investment operations	1.67	(2.09)	(1.73)	3.61	6.08
DISTRIBUTIONS TO SHAREHOLDERS:					
Distributions from:					
Net investment income	(0.17)	(0.24)	(0.08)	(0.05)	(0.03)
Capital gains	—	—	(0.15)	(1.18)	—
Total distributions to shareholders	(0.17)	(0.24)	(0.23)	(1.23)	(0.03)
CAPITAL SHARE TRANSACTIONS					
Transaction fees	0.00 ⁽²⁾	0.00 ⁽²⁾	0.00 ⁽²⁾	0.01	—
Net asset value, end of year	\$ 17.05	\$ 15.55	\$ 17.88	\$ 19.84	\$ 17.45
Total return	10.67%	-11.67%	-8.72%	20.85%	53.37%
SUPPLEMENTAL DATA:					
Net assets at end of year (000's)	\$ 91,198	\$ 82,424	\$ 92,963	\$ 108,114	\$ 50,610
RATIOS TO AVERAGE NET ASSETS:					
Expenses to average net assets	0.60%	0.60%	0.60%	0.60%	0.60%
Net investment income (loss) to average net assets	1.02%	1.40%	1.20%	0.37%	0.40%
Portfolio turnover rate ⁽³⁾	79%	106%	81%	130%	158%

⁽¹⁾ Calculated based on average shares outstanding during the year.

⁽²⁾ Represents less than \$0.005 per share.

⁽³⁾ Excludes the impact of in-kind transactions.

U.S. Global Sea to Sky Cargo ETF

FINANCIAL HIGHLIGHTS

For a capital share outstanding throughout the year/period

	Year Ended December 31, 2023	Period Ended December 31, 2022 ⁽¹⁾
Net asset value, beginning of year/period	\$ 13.87	\$ 20.00
INCOME (LOSS) FROM INVESTMENT OPERATIONS:		
Net investment income (loss) ⁽²⁾	1.68	2.40
Net realized and unrealized gain (loss) on investments	0.99	(5.99)
Total from investment operations	2.67	(3.59)
DISTRIBUTIONS TO SHAREHOLDERS:		
Distributions from:		
Net investment income	(1.48)	(2.59)
Total distributions to shareholders	(1.48)	(2.59)
CAPITAL SHARE TRANSACTIONS		
Transaction fees	0.00 ⁽⁷⁾	0.05
Net asset value, end of year/period	\$ 15.06	\$ 13.87
Total return	19.09%	-17.92% ⁽³⁾
SUPPLEMENTAL DATA:		
Net assets at end of year/period (000's)	\$ 5,272	\$ 4,854
RATIOS TO AVERAGE NET ASSETS:		
Expenses before fees waived	3.99% ⁽⁵⁾	2.29% ⁽⁴⁾⁽⁵⁾
Expenses after fees waived	0.60%	0.60% ⁽⁴⁾
Net investment income (loss) before fees waived	7.90% ⁽⁵⁾	11.86% ⁽⁴⁾⁽⁵⁾
Net investment income (loss) after fees waived	11.29%	13.55% ⁽⁴⁾
Portfolio turnover rate ⁽⁶⁾	98%	103% ⁽³⁾

⁽¹⁾ Commencement of operations on January 19, 2022.

⁽²⁾ Calculated based on average shares outstanding during the period.

⁽³⁾ Not annualized.

⁽⁴⁾ Annualized.

⁽⁵⁾ Pursuant to a contractual operating expense limitation between the Adviser and the Fund, the Adviser has agreed to waive its management fees and/or reimburse Fund expenses to ensure that Total Operating Expenses do not exceed 0.60% through at least April 30, 2025.

⁽⁶⁾ Excludes the impact of in-kind transactions.

⁽⁷⁾ Represents less than \$0.005 per share.

U.S. Global Jets ETF
U.S. Global GO GOLD and Precious Metal Miners ETF
U.S. Global Sea to Sky Cargo ETF

Adviser	U.S. Global Investors, Inc. 7900 Callaghan Road San Antonio, Texas 78229	Distributor	Quasar Distributors, LLC Three Canal Plaza, Suite 100 Portland, Maine 04101
Index Provider	U.S. Global Indices, LLC 7900 Callaghan Road San Antonio, Texas 78229	Index Calculation Agent	Indxx, LLC 470 Park Avenue South, Suite 8S New York, New York 10016
Custodian	U.S. Bank National Association 1555 North Rivercenter Drive, Suite 302 Milwaukee, Wisconsin 53212	Transfer Agent, Fund Accountant and Administrator	U.S. Bancorp Fund Services, LLC 615 East Michigan Street Milwaukee, Wisconsin 53202
Legal Counsel	Morgan, Lewis & Bockius LLP 1111 Pennsylvania Avenue NW Washington, DC 20004-2541	Independent Registered Public Accounting Firm	Cohen & Company, Ltd. 342 North Water Street, Suite 830 Milwaukee, Wisconsin 53202

Investors may find more information about the Funds in the following documents:

Statement of Additional Information: The Funds' SAI provides additional details about the investments and techniques of the Funds and certain other additional information. A current SAI dated April 30, 2024, as supplemented from time to time, is on file with the SEC and is herein incorporated by reference into this Prospectus. It is legally considered a part of this Prospectus.

Annual/Semi-Annual Reports: Additional information about the Funds' investments is available in the Funds' annual and semi-annual reports to shareholders and in Form N-CSR. In the [annual report](#) you will find a discussion of the market conditions and investment strategies that significantly affected the Funds' performance. In Form N-CSR, you will find the Funds' annual and semi-annual financial statements.

You can obtain free copies of these documents, request other information or make general inquiries about the Funds by contacting the Funds at c/o U.S. Bank Global Fund Services, P.O. Box 701, Milwaukee, Wisconsin 53201-0701 or by calling 1-800-617-0004.

Shareholder reports and other information about the Funds are also available:

- Free of charge from the SEC's EDGAR database on the SEC's website at <http://www.sec.gov>; or
- Free of charge from the Funds' Internet website at www.usglobletfs.com; or
- For a fee, by e-mail request to publicinfo@sec.gov.

(SEC Investment Company Act File No. 811-22668)